

HOTSPOT -

You have an Azure Virtual Desktop deployment.

Many users have iOS devices that have the Remote Desktop Mobile app installed.

You need to ensure that the users can connect to the feed URL by using email discovery instead of entering the feed URL manually.

How should you configure the _msradc DNS record? To answer, select the appropriate options in the answer area.

NOTE: Each correct selection is worth one point.

Hot Area:

Answer Area

Record type:

	▼
A	
CNAME	
SRV	
TXT	

Record value:

	▼
https://rdweb.wvd.microsoft.com/api/arm/feeddiscovery	
https://rdweb.wvd.microsoft.com/api/feeddiscovery	
https://rdweb.wvd.microsoft.com/Feed/webfeed.aspx	
webfeeddiscovery.aspx	

Correct Answer:

Answer Area

Record type:

	▼
A	
CNAME	
SRV	
TXT	

Record value:

	▼
https://rdweb.wvd.microsoft.com/api/arm/feeddiscovery	
https://rdweb.wvd.microsoft.com/api/feeddiscovery	
https://rdweb.wvd.microsoft.com/Feed/webfeed.aspx	
webfeeddiscovery.aspx	

Reference:

<https://jenzushsu.medium.com/configure-email-discovery-to-subscribe-to-your-windows-virtual-desktop-feed-49dbb8db553c>

<https://docs.microsoft.com/en-us/azure/virtual-desktop/connect-ios>

You have an Azure Active Directory (Azure AD) tenant named contoso.com and an Azure virtual network named VNET1. To VNET1, you deploy an Azure Active Directory Domain Services (Azure AD DS) managed domain named litwareinc.com. To VNET1, you plan to deploy a Azure Virtual Desktop host pool named Pool1. You need to ensure that you can deploy Windows 10 Enterprise session hosts to Pool1. What should you do first?

- A. Modify the settings of the litwareinc.com DNS zone.
- B. Modify the DNS settings of VNET1.
- C. Add a custom domain name to contoso.com.
- D. Implement Azure AD Connect cloud sync.

Correct Answer: B

Reference:

<https://docs.microsoft.com/en-us/azure/active-directory-domain-services/tutorial-create-instance>

Community vote distribution

B (100%)

You have the devices shown in the following table.

Name	Operating system
Device1	Windows 10 Home
Device2	Windows 8.1 Professional
Device3	Windows 10 IoT Enterprise

You plan to deploy Azure Virtual Desktop for client access to remove virtualized apps. Which devices support the Remote Desktop client?

- A. Device1 and Device2 only
- B. Device1 and Device3 only
- C. Device1, Device2, and Device3
- D. Device1 only

Correct Answer: B

Reference:

<https://docs.microsoft.com/en-us/windows-server/remote/remote-desktop-services/clients/windowsdesktop>

Community vote distribution

B (100%)

HOTSPOT -

You plan to deploy Azure Virtual Desktop.

Users have the devices shown in the following table.

Type	Platform
Tablet	Windows 10 Pro
Phone	Android
Laptop	macOS

From which device types can the users connect to Azure Virtual Desktop resources by using the Remote Desktop client app and the Remote Desktop web client?

To answer, select the appropriate options in the answer area.

NOTE: Each correct selection is worth one point.

Hot Area:

Answer Area

Remote Desktop client app:

Tablet only
Tablet and phone only
Tablet and laptop only
Tablet, phone, and laptop

Remote Desktop web client:

Tablet only
Tablet and phone only
Tablet and laptop only
Tablet, phone, and laptop

Answer Area

Remote Desktop client app:

Tablet only
Tablet and phone only
Tablet and laptop only
Tablet, phone, and laptop

Correct Answer:

Remote Desktop web client:

Tablet only
Tablet and phone only
Tablet and laptop only
Tablet, phone, and laptop

Reference:

<https://docs.microsoft.com/en-us/azure/virtual-desktop/connect-web> <https://docs.microsoft.com/en-us/azure/virtual-desktop/connect-android> <https://docs.microsoft.com/en-us/azure/virtual-desktop/connect-macos>

HOTSPOT -

You have an Azure Virtual Desktop deployment.

You plan to create the host pools shown in the following table.

Name	Requirement
Pool1	<ul style="list-style-type: none">Will be directly assigned to users in the graphics department at your companyWill run heavy graphic rendering and compute-intensive applicationsMust support premium storage
Pool2	<ul style="list-style-type: none">Pooled virtual machines for approximately 10 usersWill run Microsoft Office 365 appsWill require calling and meeting features in Microsoft TeamsMust support premium storage

You need to recommend the virtual machine size for each host pool. The solution must minimize costs.

Which size should you recommend for each pool? To answer, select the appropriate options in the answer area.

NOTE: Each correct selection is worth one point.

Hot Area:

Answer Area

Pool1: ▼

Av2-series
Dsv4-series
NVv3-series

Pool2: ▼

Av2-series
Dsv4-series
NVv3-series

Answer Area

Correct Answer:

Pool1: ▼

Av2-series
Dsv4-series
NVv3-series

Pool2: ▼

Av2-series
Dsv4-series
NVv3-series

Reference:

<https://docs.microsoft.com/en-us/azure/virtual-machines/sizes> <https://docs.microsoft.com/en-us/azure/virtual-machines/nvv3-series>

<https://docs.microsoft.com/en-us/azure/virtual-machines/dv4-dsv4-series>

You plan to deploy Azure Virtual Desktop to meet the department requirements shown in the following table.

Department	Required Windows Virtual Desktop resource	Number of users	GPU required
Research	Single-session desktop	10	No
Engineering	Multi-session desktop	50	Yes
IT	Multi-session desktop	50	No
Finance	RemoteApp	10	No

You plan to use Azure Virtual Desktop host pools with load balancing and autoscaling.

You need to recommend a host pool design that meets the requirements. The solution must minimize costs.

What is the minimum number of host pools you should recommend?

- A. 1
- B. 2
- C. 3
- D. 4

Correct Answer: C

Reference:

<https://docs.microsoft.com/en-us/azure/virtual-desktop/create-host-pools-azure-marketplace>

Community vote distribution

C (100%)

Your company has a main office and two branch offices. Each office connects directly to the internet. The router in each branch office is configured as an endpoint for the following VPNs:

- ☞ A VPN connection to the main office
- ☞ A site-to-site VPN to Azure

The routers in each branch office have the Quality of Service (QoS) rules shown in the following table.

Name	Destination	Available bandwidth allocated
Rule1	VPN traffic to the main office	25%
Rule2	Site-to-site VPN traffic to Azure	25%
Rule3	HTTP/HTTPS traffic to all Azure and Microsoft 365 public IP addresses	25%
Rule4	Traffic to non-Microsoft internet addresses	25%

Users in the branch office report slow responses and connection errors when they attempt to connect to Azure Virtual Desktop resources.

You need to modify the QoS rules on the branch office routers to improve Azure Virtual Desktop performance.

For which rule should you increase the bandwidth allocation?

- A. Rule2
- B. Rule3
- C. Rule4
- D. Rule1

Correct Answer: A

Reference:

<https://docs.microsoft.com/en-us/azure/virtual-desktop/rdp-quality-of-service-qos>

Community vote distribution

B (86%)

14%

You plan to deploy Azure Virtual Desktop. The deployment will use existing virtual machines.

You create a Azure Virtual Desktop host pool.

You need to ensure that you can add the virtual machines to the host pool.

What should you do first?

- A. Register the Microsoft.DesktopVirtualization provider.
- B. Generate a registration key.
- C. Run the Invoke-AzVMRunCommand cmdlet.
- D. Create a role assignment.

Correct Answer: B

Reference:

<https://docs.microsoft.com/en-us/azure/virtual-desktop/create-host-pools-azure-marketplace>

Community vote distribution

B (100%)

You are designing an Azure Virtual Desktop deployment.

You identify the network latency between the locations where users reside and the planned deployment.

What should you use to identify the best Azure region to deploy the host pool?

- A. Azure Traffic Manager
- B. Azure Virtual Desktop Experience Estimator
- C. Azure Monitor for Azure Virtual Desktop
- D. Azure Advisor

Correct Answer: B

Reference:

<https://azure.microsoft.com/en-gb/services/virtual-desktop/assessment/>

Community vote distribution

B (100%)

You have an Azure Virtual Desktop host pool named Pool1 in the East US region.

You have a storage account named storage1 that contains FSLogix profile containers. In the East US region, you have a shared image gallery named SIG1 that contains a virtual machine image named Image1. Image1 is used to create new session hosts in Pool1.

You plan to deploy a new Azure Virtual Desktop host pool named Pool2 to the South India region.

You need to implement a session host deployment solution for Pool2 that meets the following requirements:

- ☞ Image1 must replicate in the South India region.
- ☞ The session hosts in Pool2 must be based on Image1.
- ☞ Changes to Image1 must be available in the South India and East US regions.

What should you include in the solution?

- A. Create a new shared image gallery named SIG2 in the South India region. Upload a copy of Image1 to SIG2.
- B. Create a new Azure Storage account named storage2 in the South India region. Copy Image1 to a shared folder in storage2.
- C. From SIG1, update the replication for the latest image version of Image1.
- D. Configure geo-redundant storage (GRS) replication for storage1. Copy the VHD file of Image1 to the FSLogix profile container.

Correct Answer: C

Reference:

<https://docs.microsoft.com/en-us/azure/virtual-machines/shared-image-galleries>

Community vote distribution

C (100%)

HOTSPOT -

You have an on-premises network.

All users have computers that run Windows 10 Pro.

You plan to deploy Azure Virtual Desktop to meet the department requirements shown in the following table.

Department	Requirement
Research	Run an application that can run only on Windows Server. The application will be published as a RemoteApp.
Finance	Run Windows 10 Enterprise multi-session.

You need to recommend licenses for the departments. The solution must minimize costs.

Which license should you recommend for each department? To answer, select the appropriate options in the answer area.

NOTE: Each correct selection is worth one point.

Hot Area:

Answer Area

Research:

	▼
Microsoft 365 Enterprise E3 license	
Windows 10 Enterprise E3 license	
Windows Server client access license (CAL)	
Windows Server Remote Desktop Services client access license (RDS CAL)	

Finance:

	▼
Microsoft 365 Enterprise E3 license	
Windows 10 Enterprise E3 license	
Windows Server client access license (CAL)	
Windows Server Remote Desktop Services client access license (RDS CAL)	

Correct Answer:

Answer Area

Research:

	▼
Microsoft 365 Enterprise E3 license	
Windows 10 Enterprise E3 license	
Windows Server client access license (CAL)	
Windows Server Remote Desktop Services client access license (RDS CAL)	

Finance:

	▼
Microsoft 365 Enterprise E3 license	
Windows 10 Enterprise E3 license	
Windows Server client access license (CAL)	
Windows Server Remote Desktop Services client access license (RDS CAL)	

Reference:

<https://docs.microsoft.com/en-us/azure/virtual-desktop/windows-10-multisession-faq> <https://azure.microsoft.com/en-us/pricing/details/virtual-desktop/#pricing>

Your company has 60,000 users.
You plan to deploy Azure Virtual Desktop.
You need to recommend a storage solution for the FSLogix profile containers. The solution must provide the highest possible IOPS and the lowest latency desktop experience.
What should you recommend?

- A. Azure Data Lake Storage
- B. Azure NetApp Files
- C. Azure Blob Storage Premium
- D. Azure Files Standard

Correct Answer: *B*
Reference:
<https://docs.microsoft.com/en-us/azure/virtual-desktop/store-fslogix-profile>

Your company has a single office and has 40 employees.
You are planning an Azure Virtual Desktop deployment. The estimated user workloads are shown in the following table.

Workload type	Number of users	Bandwidth per session
Light	20	1.5 Mbps
Medium	10	3 Mbps
Heavy	10	5 Mbps

Half the users of each workload type work from home. All the users who work from home do NOT establish a VPN connection to the office.
Approximately how much bandwidth is needed between the office and Azure to support the planned workloads?

- A. 9.5 Mbps
- B. 55 Mbps
- C. 110 Mbps
- D. 220 Mbps

Correct Answer: *B*
Community vote distribution
B (100%)

Your network contains an on-premises Active Directory domain that syncs to an Azure Active Directory (Azure AD) tenant. The domain contains the domain controllers shown in the following table.

Name	Network location	IP address	Configuration
Server1	On-premises datacenter	10.10.1.1	Domain controller, DNS server
Server2	Azure virtual network named VNET1	10.20.1.1	Domain controller, DNS server

The DNS servers are configured to forward requests to an external DNS service.

You create a new virtual network named VNET2 that is peered to VNET1 and has gateway transit enabled.

You plan to implement an Azure Virtual Desktop host pool in VNET2. The session hosts will be joined to the Active Directory domain.

You need to configure DNS to meet the following requirements:

- ☞ Ensure that Azure Virtual Desktop users can resolve on-premises servers and Azure resources.
- ☞ Ensure that azure Virtual Desktop remains operational if a DNS server fails.
- ☞ Minimize administrative effort.

What should you configure?

- A. the DNS settings of VNET2 to use Server2 and Server1
- B. the DNS settings of VNET2 to use the Azure DNS service
- C. the DNS settings of the virtual machines to use Server2 and Server1
- D. the DNS settings of the virtual machines to use the Azure DNS service

Correct Answer: C

Reference:

<https://docs.microsoft.com/en-us/azure/virtual-network/virtual-networks-name-resolution-for-vms-and-role-instances#name-resolution-that-uses-your-own-dns-server>

Community vote distribution

A (100%)

HOTSPOT -

You have an Azure subscription that contains a hybrid Azure Active Directory (Azure AD) tenant and two domain-joined Azure virtual machines. The virtual machines run Windows Server 2019 and contain managed disks.

You plan to deploy an Azure Virtual Desktop host pool that will use a Storage Spaces Direct Scale-Out File Server to host user profiles.

You need to ensure that the virtual machines can host the Storage Spaces Direct deployment. The solution must meet the following requirements:

- ☞ Ensure that the user profiles are available if a single server fails.
- ☞ Minimize administrative effort.

What should you do? To answer, select the appropriate options in the answer area.

NOTE: Each correct selection is worth one point.

Hot Area:

Answer Area

On each virtual machine, install:

The Failover Clustering feature
The File Server Resource Manager role service
The Remote Desktop Services role

Create:

An additional Azure virtual machine that runs Windows Server 2019
An Azure NetApp Files share
An Azure storage account
Two shared disks

Correct Answer:

Answer Area

On each virtual machine, install:

The Failover Clustering feature
The File Server Resource Manager role service
The Remote Desktop Services role

Create:

An additional Azure virtual machine that runs Windows Server 2019
An Azure NetApp Files share
An Azure storage account
Two shared disks

References:

<https://docs.microsoft.com/en-us/windows-server/storage/storage-spaces/deploy-storage-spaces-direct>

You have the Azure Virtual Desktop deployment shown in the following table.

Configuration	Value
Azure region	West US
Number of currently deployed virtual machines	5
Virtual machine size	D8s_v3
Number of total regional vCPUs	80% (40 of 50)

You plan to deploy a new host pool as shown in the following table.

Configuration	Value
Azure region	West US
Number of session hosts	4
Virtual machine size	D8s_v3

You need to ensure that you can deploy the host pool.

What should you do?

- A. Add a lock to the existing host pool.
- B. Stop and deallocate one of the currently deployed virtual machines.
- C. Submit a support request for service and subscription limits.
- D. Change the proposed virtual machine size for the session hosts to D4s_v3.

Correct Answer: C

Reference:

<https://docs.microsoft.com/en-us/azure/azure-portal/supportability/per-vm-quota-requests>

Community vote distribution

C (100%)

You have an Azure subscription that contains 500 users. The users are assigned Microsoft Office 365 E1 licenses.

You deploy an Azure Virtual Desktop solution that contains Windows 10 multi-session hosts and streams a custom remote app named App1.

You need to ensure that the users are licensed to stream App1. The solution must minimize costs.

Which license should you use?

- A. Microsoft 365 E5
- B. Office 365 E3
- C. a Remote Desktop Services (RDS) client access license (CAL)
- D. Windows 10 Enterprise E3

Correct Answer: D

App-V client. The App-V client must be enabled on any client device on which apps will be run from the App-V server. These will be the Windows 10/11 Enterprise E3 devices.

Reference:

<https://docs.microsoft.com/sv-se/windows/deployment/windows-10-enterprise-e3-overview>

DRAG DROP -

You have an Azure subscription that contains a virtual machine named VM1. VM1 runs a customized version of Windows 10 Enterprise.

You generalize the operating system on VM1 and shut down the virtual machine.

You need to deploy additional virtual machines based on an image of VM1 by using the Azure portal.

Which three actions should you perform in sequence? To answer, move the appropriate actions from the list of actions to the answer area and arrange them in the correct order.

Select and Place:

Actions

Create an image version.

Create an Azure compute gallery.

Generate a snapshot of VM1.

Create an image definition.

Back up VM1.

>

<

Answer Area

↑

↓

Correct Answer:

Actions

Generate a snapshot of VM1.

Back up VM1.

>

<

Answer Area

Create an Azure compute gallery.

Create an image definition.

Create an image version.

↑

↓

Create a managed image from a snapshot using PowerShell.

You can create a managed image from a snapshot of a generalized VM by following these steps:

1. Create an image of a VM in the portal, capture a VM in the portal
2. Go to the Azure portal, then search for and select Virtual machines.
3. Select your VM from the list.
4. On the page for the VM, on the upper menu, select Capture.
5. The Create an image page appears.
6. For Resource group, either select Create new and enter a name, or select a resource group to use from the drop-down list. If you want to use an existing gallery, select the resource group for the gallery you want to use.
7. To create the image in a gallery, select Yes, share it to a gallery as an image version.
8. To only create a managed image, select No, capture only a managed image. The VM must have been generalized to create a managed image. The only other required information is a name for the image.
9. If you want to delete the source VM after the image has been created, select Automatically delete this virtual machine after creating the image. This is not recommended.
10. For Gallery details, select the gallery or create a new gallery by selecting Create new. (Step 1)
11. In Operating system state select generalized or specialized. For more information, see Generalized and specialized images.
12. Select an image definition or select create new and provide a name and information for a new Image definition. (Step 2)
13. Enter an image version number. If this is the first version of this image, type 1.0.0. (Step 3)
14. If you want this version to be included when you specify latest for the image version, then leave Exclude from latest unchecked.
15. Select an End of life date. This date can be used to track when older images need to be retired.
16. Under Replication, select a default replica count and then select any additional regions where you would like your image replicated.
17. When you are done, select Review + create.
18. After validation passes, select Create to create the image.

Reference:

<https://docs.microsoft.com/en-us/azure/virtual-machines/capture-image-portal>

You have an Azure Virtual Desktop deployment that contains an Azure compute gallery. The Azure compute gallery contains an image definition named

Definitions Definition1 contains the following image versions:

* 1.0.0

* 1.1.0

* 1.2.0

You need to ensure that when a virtual machine is created from the Azure compute gallery, the 1.1.0 image version is used by default.

What should you do?

- A. Select Exclude from latest for image version 1.0.0.
- B. Select Exclude from latest for image version 1.2.0.
- C. Apply a lock to image version 1.1.0.
- D. Apply a tag named default to image version 1.1.0.

Correct Answer: *B*

Updating resources.

Once created, you can make some changes to the gallery resources. These are limited to:

- * Azure Compute Gallery:
- * Image definition:
- * Image version:

Regional replica count -

Target regions -

Exclude from latest -

End of life date -

Note: When you specify to use latest when creating a VM, the latest image is chosen based on the highest MajorVersion, then MinorVersion, then Patch.

Reference:

<https://docs.microsoft.com/en-us/azure/virtual-machines/shared-image-galleries>

Community vote distribution

B (100%)

Note: This question is part of a series of questions that present the same scenario. Each question in the series contains a unique solution that might meet the stated goals. Some question sets might have more than one correct solution, while others might not have a correct solution. After you answer a question in this section, you will NOT be able to return to it. As a result, these questions will not appear in the review screen. You have an Azure Virtual Desktop host pool that contains five session hosts. The session hosts run Windows 10 Enterprise multi-session. You need to prevent users from accessing the internet from Azure Virtual Desktop sessions. The session hosts must be allowed to access all the required Microsoft services.

Solution: You configure the RDP Properties of the host pool.

Does this meet the goal?

- A. Yes
- B. No

Correct Answer: B

Community vote distribution

B (92%) 8%

You deploy an Azure Virtual Desktop host pool named Pool1.

You have an Azure Storage account named store1 that stores FSLogix profile containers in a share named profiles.

You need to configure the path to the storage containers for the session hosts.

Which path should you use?

- A. \\store1.blob.core.windows.net\profiles
- B. https://store1.file.core.windows.net/profiles
- C. \\store1.file.core.windows.net\profiles
- D. https://store1.blob.core.windows.net/profiles

Correct Answer: C

Reference:
<https://docs.microsoft.com/en-us/azure/virtual-desktop/create-profile-container-adds>

Community vote distribution

C (100%)

HOTSPOT -

You have a Azure Virtual Desktop host pool that has a max session limit of 15. Disconnected sessions are signed out immediately. The session hosts for the host pool are shown in the following exhibit.

[Home](#) > [Windows Virtual Desktop](#) > [WVD](#)

WVD - Session hosts

Host pool

[+](#) Add [↻](#) Refresh [👤](#) Assign [↓](#) Export to CSV

Name ↑↓	Status ↑↓	Drain mode ↑↓	Assigned User ↑↓	Active sessions	Resource group ↑↓
WVD-0	✓ Available	Off	-	11	rg-wvd
WVD-1	✓ Available	Off	-	2	RG-WVD
WVD-2	✓ Available	On	-	0	RG-WVD
WVD-3	✓ Available	Off	-	15	RG-WVD
WVD-5	✓ Available	On	-	0	RG-WVD
WVD-6	✓ Available	Off	-	13	RG-WVD
WVD-4	❌ Unavailable	Off	-	0	RG-WVD

Use the drop-down menus to select the answer choice that completes each statement based on the information presented in the graphic.

NOTE: Each correct selection is worth one point.

Hot Area:

Answer Area

The host pool type is **[answer choice]**.

pooled

personal with direct assignment

personal with automatic assignment

New sessions can occur on **[answer choice]** only.

WVD-0, WVD-1, and WVD-6

WVD-0, WVD-1, WVD-3, and WVD-6

WVD-0, WVD-1, WVD-2, WVD-5, and WVD-6

Answer Area

The host pool type is **[answer choice]**.

pooled

personal with direct assignment

personal with automatic assignment

Correct Answer:

New sessions can occur on **[answer choice]** only.

WVD-0, WVD-1, and WVD-6

WVD-0, WVD-1, WVD-3, and WVD-6

WVD-0, WVD-1, WVD-2, WVD-5, and WVD-6

Reference:

<https://docs.microsoft.com/en-us/azure/virtual-desktop/set-up-scaling-script>

HOTSPOT -

You have an Azure virtual machine named VM1 that runs Windows 10 Enterprise multi-session. You plan to add language packs to VM1 and create a custom image of VM1 for an Azure Virtual Desktop host pool. You need to ensure that modern apps can use the additional language packs when you deploy session hosts by using the custom image. Which command should you run first? To answer, select the appropriate options in the answer area.

NOTE: Each correct selection is worth one point.

Hot Area:

Answer Area

Disable-ScheduledTask

Enable-ScheduledTask

New-ScheduledTask

Start-AppBackgroundTask

-TaskPath "\\Microsoft\Windows\AppxDeploymentClient\" -TaskName

"License Validation"

"Pre-staged app cleanup"

"RemoteFXvGPUDisableTask"

Correct Answer:

Answer Area

Disable-ScheduledTask

Enable-ScheduledTask

New-ScheduledTask

Start-AppBackgroundTask

-TaskPath "\\Microsoft\Windows\AppxDeploymentClient\" -TaskName

"License Validation"

Pre-staged app cleanup

RemoteFXvGPUDisableTask

Reference:
<https://docs.microsoft.com/en-us/azure/virtual-desktop/language-packs> <https://docs.microsoft.com/en-us/troubleshoot/windows-server/deployment/issues-appx-cleanup-maintenance-task> <https://docs.microsoft.com/en-us/powershell/module/scheduledtasks/disable-scheduledtask?view=windowsserver2019-ps>

DRAG DROP -

You have a Azure Virtual Desktop deployment.

You have a session host named Host1 that has the disk layout shown in the exhibit. (Click the Exhibit tab.)

Volume	Layout	Type	File System	Status	Capacity	Free Space	% Free
System Reserved	Simple	Basic	NTFS	Healthy (S...)	500 MB	465 MB	93 %
Temporary Storage (D:)	Simple	Basic	NTFS	Healthy (P...)	7.00 GB	6.09 GB	87 %
Windows (C:)	Simple	Basic	NTFS	Healthy (B...)	126.51 GB	110.40 GB	87 %

Disk	Layout	Type	File System	Status	Capacity	Free Space	% Free
Disk 0	Simple	Basic	NTFS	Healthy (S...)	500 MB	465 MB	93 %
Disk 1	Simple	Basic	NTFS	Healthy (P...)	7.00 GB	6.09 GB	87 %

You plan to deploy an app that must be installed on D. The app requires 500 GB of disk space.

You need to add a new data disk that will be assigned the drive letter D. The solution must maintain the current performance of Host1.

Which four actions should you perform in sequence? To answer, move the appropriate actions from the list of actions to the answer area and arrange them in the correct order.

Select and Place:

Actions

Move the page file to drive C.

Move the page file to Temporary Storage.

Change the drive letter of Temporary Storage (D:).

Mark Temporary Storage (D:) as **Active**.

Add the new disk and assign drive D.

Move the page file to System Reserved.

Answer Area

Correct Answer:

Actions

Move the page file to drive C.

Move the page file to Temporary Storage.

Change the drive letter of Temporary Storage (D:).

Mark Temporary Storage (D:) as **Active**.

Add the new disk and assign drive D.

Move the page file to System Reserved.

Answer Area

Move the page file to drive C.

Change the drive letter of Temporary Storage (D:).



Add the new disk and assign drive D.



Move the page file to Temporary Storage.



Reference:

<https://www.azurecorner.com/change-temporary-drive-azure-vm-use-d-persistent-data-disks/>

Question #6

Topic 2

You plan to deploy Azure Virtual Desktop session host virtual machines based on a preconfigured master image. The master image will be stored in a shared image gallery.

You create a virtual machine named Image1 to use as the master image. You install applications and apply configuration changes to Image1.

You need to ensure that the new session host virtual machines created based on Image1 have unique names and security identifiers.

What should you do on Image1 before you add the image to the shared image gallery?

- A. At a command prompt, run the set computername command.
- B. At a command prompt, run the sysprep command.
- C. From PowerShell, run the rename-computer cmdlet.
- D. From the lock screen of the Windows device, perform a Windows Autopilot Reset.

Correct Answer: B

Reference:

<https://docs.microsoft.com/en-us/azure/virtual-machines/windows/prepare-for-upload-vhd-image#determine-when-to-use-sysprep>

Community vote distribution

B (100%)

You have a shared image gallery that contains the Windows 10 images shown in the following table.

Name	Location	Operating system state
Image1	West US	Generalized
Image2	West US	Specialized
Image3	West Europe	Generalized
Image4	West Europe	Specialized

You create an Azure Virtual Desktop deployment that has the following settings:

Host pool name: Pool1 -

-
- 🔗 Location: West US
- 🔗 Host pool type: Personal

Which images can you use for the session hosts?

- A. Image1 only
- B. Image1, Image2, Image3, and Image4
- C. Image2 only
- D. Image1 and Image2 only
- E. Image1 and Image3 only

Correct Answer: E

Reference:

<https://azure.microsoft.com/en-in/blog/vm-image-blog-post/>

Community vote distribution

E (38%)

A (26%)

C (18%)

Other

HOTSPOT -

You have an Azure subscription that contains the virtual machines shown in the following table.

Name	Resource group	Location
VM1	RG1	West Europe
VM2	RG1	East US
VM3	RG2	West US

You create a shared image gallery as shown in the SharedGallery1 exhibit. (Click the SharedGallery1 tab.)

Create shared image gallery

✓ Validation passed

Basics Tags Review + create

Basics

Subscription	Azure Pass - Sponsorship
Resource group	RG1
Region	West Europe
Name	SharedGallery1
Description	None

You create an image definition as shown in the Image1 exhibit. (Click the Image1 tab.)

Add new image definition to shared image gallery

✓ Validation passed

Basics Version Publishing options Tags Review + create

Basics

Subscription	Azure Pass - Sponsorship
Resource group	RG1
Region	East US
Target shared image gallery	SharedGallery1
Image definition name	Image1
Operating system	Windows
Operating system state	Specialized
Publisher	Contoso
Offer	WindowsServer2019
SKU	Datacenter

Publishing options

Product name	None
EULA link	None
Description	None
Release notes URI	None
Privacy URI	None
Purchase plan name	None
Purchase plan publisher name	None
Recommended VM vCPUs	16-64
Recommended VM memory	500-1024GB
Excluded disk types	None
Image definition end of life date	None

For each of the following statements, select Yes if the statement is true. Otherwise, select No.

NOTE: Each correct selection is worth one point.

Hot Area:

Answer Area

Statements	Yes	No
You can use the operating system disk of VM1 as a source for a version of Image1.	<input type="radio"/>	<input type="radio"/>
You can use the operating system disk of VM2 as a source for a version of Image1.	<input type="radio"/>	<input type="radio"/>
You can use the operating system disk of VM3 as a source for a version of Image1.	<input type="radio"/>	<input type="radio"/>

Correct Answer:

Answer Area

Statements	Yes	No
You can use the operating system disk of VM1 as a source for a version of Image1.	<input type="radio"/>	<input checked="" type="radio"/>
You can use the operating system disk of VM2 as a source for a version of Image1.	<input checked="" type="radio"/>	<input type="radio"/>
You can use the operating system disk of VM3 as a source for a version of Image1.	<input type="radio"/>	<input checked="" type="radio"/>

Reference:

<https://www.robinhobo.com/windows-virtual-desktop-wvd-image-management-how-to-manage-and-deploy-custom-images-including-versioning-with-the-azure-shared-image-gallery-sig/>

DRAG DROP -

You plan to deploy Azure Virtual Desktop.

You need to create Azure NetApp Files storage to store FSLogix profile containers.

Which four actions should you perform in sequence after you register the NetApp Resource Provider? To answer, move the appropriate actions from the list of actions to the answer area and arrange them in the correct order.

NOTE: More than one order of answer choices is correct. You will receive credit for any of the correct orders you select.

Select and Place:

Actions

Create a NetApp account.

Create and assign a managed identity.

Create a volume.

Create a capacity pool.

Create an Azure file share.

Configure an Active Directory connection.

Answer Area

Correct Answer:

Actions

Create a NetApp account.

Create and assign a managed identity.

Create a volume.

Create a capacity pool.

Create an Azure file share.

Configure an Active Directory connection.

Answer Area

Create a NetApp account.

Create a capacity pool.



Configure an Active Directory connection.



Create a volume.



Reference:

<https://docs.microsoft.com/en-us/azure/virtual-desktop/create-fslogix-profile-container#make-sure-userscan-access-the-azure-netapp-file-share> <https://docs.microsoft.com/en-us/azure/azure-netapp-files/azure-netapp-files-quickstart-set-up-account-create-volumes?tabs=azure-portal>

Note: This question is part of a series of questions that present the same scenario. Each question in the series contains a unique solution that might meet the stated goals. Some question sets might have more than one correct solution, while others might not have a correct solution. After you answer a question in this section, you will NOT be able to return to it. As a result, these questions will not appear in the review screen. You have an Azure Virtual Desktop host pool that contains five session hosts. The session hosts run Windows 10 Enterprise multi-session. You need to prevent users from accessing the internet from Azure Virtual Desktop sessions. The session hosts must be allowed to access all the required Microsoft services.

Solution: You configure rules in the network security group (NSG) linked to the subnet of the session hosts. Does this meet the goal?

- A. Yes
- B. No

Correct Answer: A

Reference:

<https://docs.microsoft.com/en-us/azure/virtual-network/tutorial-filter-network-traffic>

Community vote distribution

A (100%)

Note: This question is part of a series of questions that present the same scenario. Each question in the series contains a unique solution that might meet the stated goals. Some question sets might have more than one correct solution, while others might not have a correct solution. After you answer a question in this section, you will NOT be able to return to it. As a result, these questions will not appear in the review screen. You have an Azure Virtual Desktop host pool that contains five session hosts. The session hosts run Windows 10 Enterprise multi-session. You need to prevent users from accessing the internet from Azure Virtual Desktop sessions. The session hosts must be allowed to access all the required Microsoft services.

Solution: You configure the Address space settings of the virtual network that contains the session hosts. Does this meet the goal?

- A. Yes
- B. No

Correct Answer: B

Community vote distribution

B (100%)

Note: This question is part of a series of questions that present the same scenario. Each question in the series contains a unique solution that might meet the stated goals. Some question sets might have more than one correct solution, while others might not have a correct solution. After you answer a question in this section, you will NOT be able to return to it. As a result, these questions will not appear in the review screen. You have an Azure Virtual Desktop host pool that contains five session hosts. The session hosts run Windows 10 Enterprise multi-session. You need to prevent users from accessing the internet from Azure Virtual Desktop sessions. The session hosts must be allowed to access all the required Microsoft services.

Solution: You modify the IP configuration of each session host.

Does this meet the goal?

A. Yes

B. No

Correct Answer: B

Community vote distribution

B (100%)

You have an Azure Virtual Desktop host pool. The pool contains session hosts that run Windows 10 Enterprise multi-session. You connect to a Remote Desktop session on Pool1 and discover an issue with the frequency of screen updates. You need to identify whether the issue related to insufficient server, network, or client resources. The solution must minimize how long it takes to identify the resource type. What should you do?

A. From within the current session, use the Azure Virtual Desktop Experience Estimator.

B. From Azure Cloud Shell, run the Get-AzOperationalInsightsWorkspaceUsage cmdlet and specify the DefaultProfile parameter.

C. From Azure Cloud Shell, run the Get-AzWvdUserSession cmdlet and specify the UserSessionId parameter.

D. From within the current session, use Performance Monitor to display the values of all the RemoteFX Graphics(*)\Frames Skipped/Second counters.

Correct Answer: D

Reference:

<https://docs.microsoft.com/en-us/azure/virtual-desktop/remotefx-graphics-performance-counters>

Community vote distribution

D (100%)

DRAG DROP -

You have an Azure Virtual Desktop host pool named Pool1.

You need to ensure that you can create an Azure NetApp Files volume that will host user profiles for Pool1.

Which four actions should you perform in sequence? To answer, move the appropriate actions from the list of actions to the answer area and arrange them in the correct order.

NOTE: More than one order of answer choices is correct. You will receive credit for any of the correct orders you select.

Select and Place:

Actions

Answer Area

- Register the NetApp Resource Provider.
- Create an Azure NetApp Files account.
- Create an Azure File Sync Storage Sync Service.
- Register for Azure NetApp Files.
- Create a capacity pool.
- Create a file share.



Actions

Answer Area

Correct Answer:

-
-
- Create an Azure File Sync Storage Sync Service.
-
-
- Create a file share.



- Register the NetApp Resource Provider.
- Register for Azure NetApp Files.
- Create an Azure NetApp Files account.
- Create a capacity pool.



Reference:

<https://docs.microsoft.com/en-us/azure/azure-netapp-files/azure-netapp-files-quickstart-set-up-account-create-volumes?tabs=azure-portal>

What should you do first?

- A. Add Admin1 to the AAD DC Administrators group of contoso.com.
- B. Assign the Cloud device administrator role to Admin1.
- C. Assign a Microsoft 365 Enterprise E3 license to Admin1.
- D. Change the password of Admin1.

11%

Question #16	Topic 2
<p>You have an Azure Virtual Desktop host pool named Pool1 that contains the following:</p>	

Topic 2

What should you modify?

- A. Host1
B. Workspace1
C. Pool1
D. Default Desktop

A (100%)

HOTSPOT -

You are automating the deployment of an Azure Virtual Desktop host pool.

You deploy the Azure Resource Manager (ARM) template shown in the following exhibit.

```
1 {
2   "$schema": "https://schema.management.azure.com/schemas/2015-01-01/
deploymentTemplate.json#",
3   "contentVersion": "1.0.0.0",
4   "parameters": {
5     "hostpools_HostPool2_name": {
6       "defaultValue": "HostPool2",
7       "type": "String"
8     }
9   },
10  "variables": {},
11  "resources": [
12    {
13      "type": "Microsoft.DesktopVirtualization/hostpools",
14      "apiVersion": "2020-11-02-preview",
15      "name": "[parameters('hostpools_HostPool2_name')]",
16      "location": "eastus",
17      "properties": {
18        "hostPoolType": "Personal",
19        "personalDesktopAssignmentType": "Automatic",
20        "maxSessionLimit": 999999,
21        "loadBalancerType": "Persistent",
22        "validationEnvironment": false,
23        "registrationInfo": {
24          "registrationTokenOperation": "None"
25        },
26        "preferredAppGroupType": "Desktop",
27        "startVMOnConnect": false
28      }
29    ]
30  }
31 }
```

Use the drop-down menus to select the answer choice that completes each statement based on the information presented in the ARM template.

NOTE: Each correct selection is worth one point.

Hot Area:

Answer Area

Each session host in HostPool2 can accept

	▼
1 session	
15 sessions	
99,999 sessions	

The first time a user connects, the user will connect to

	▼
a RemoteApp named Desktop	
a permanently assigned virtual machine	
a random virtual machine in the host pool	

Correct Answer:
Answer Area

Each session host in HostPool2 can accept

	▼
1 session	
15 sessions	
99,999 sessions	

The first time a user connects, the user will connect to

	▼
a RemoteApp named Desktop	
a permanently assigned virtual machine	
a random virtual machine in the host pool	

Question #18

Topic 2

You have an Azure Virtual Desktop deployment.
You need to create a host pool. The solution must ensure that during periods of low CPU usage, credits can be accumulated, and then used to raise performance above the purchased baseline during periods of high CPU usage.
Which virtual machine series should you specify when you create the pool?

- A. A-series
- B. D-series
- C. H-series
- D. B-series

Correct Answer: D
Reference:
<https://docs.microsoft.com/en-us/azure/virtual-machines/sizes-b-series-burstable>
Community vote distribution
D (100%)

You have an Azure Active Directory Domain Services (Azure AD DS) domain named contoso.com.

You have an Azure Storage account named storage1. Storage1 hosts a file share named share1 that has share and file system permissions configured. Share1 is configured to use contoso.com for authentication.

You create an Azure Virtual Desktop host pool named Pool1. Pool1 contains two session hosts that use the Windows 10 multi-session + Microsoft 365 Apps image.

You need to configure an FSLogix profile container for Pool1.

What should you do next?

- A. Install the FSLogix agent on the session hosts of Pool1.
- B. From storage1, set Allow shared key access to Disabled.
- C. Configure the Profiles setting for the session hosts of Pool1.
- D. Generate a shared access signature (SAS) key for storage1.

Correct Answer: A

Reference:
<https://docs.microsoft.com/en-us/azure/virtual-desktop/create-host-pools-user-profile>

Community vote distribution



DRAG DROP -

You have an Azure subscription that contains the storage accounts shown in the following table.

Name	Performance	Type
storage1	Standard	General purpose v2
storage2	Premium	BlockBlobStorage
storage3	Premium	Page blobs
storage4	Premium	FileStorage

You have a custom generalized Windows 10 image.

You plan to deploy an Azure Virtual Desktop host pool that will use the custom image and FSLogix profile containers.

You need to recommend which storage accounts to use for the custom image and the profile containers. The solution must meet the following requirements:

Minimize costs to store the image.

-
- ⇒ Maximize performance of the profile containers.

Which account should you recommend for each type of content? To answer, drag the appropriate accounts to the correct content type. Each account may be used once, more than once, or not at all. You may need to drag the split bar between panes or scroll to view content.

NOTE: Each correct selection is worth one point.

Select and Place:

Accounts

Answer Area

storage1

storage2

storage3

storage4

Custom image:

Profile containers:

Accounts

Answer Area

storage1

storage2

storage3

storage4

Correct Answer:

Custom image:

storage2

Profile containers:

storage4

Reference:
<https://docs.microsoft.com/en-us/azure/virtual-desktop/set-up-customize-master-image#upload-master-image-to-a-storage-account-in-azure>
<https://docs.microsoft.com/en-us/azure/virtual-desktop/store-fslogix-profile>

You have an Azure storage account that contains the generalized Windows 10 disk images shown in the following table.

Name	Format	Disk type
Disk1	VHD	Fixed size
Disk2	VHD	Dynamically expanding
Disk3	VHDX	Fixed size
Disk4	VHDX	Dynamically expanding

You need to create an image that will be used to deploy an Azure Virtual Desktop session host.

Which disk should you use?

- A. Disk1
- B. Disk2
- C. Disk3
- D. Disk4

Correct Answer: A

Reference:

<https://docs.microsoft.com/en-us/azure/virtual-desktop/set-up-customize-master-image>

Community vote distribution

A (100%)

You create the virtual machines shown in the following table.

Name	State
SourceVM1	Specialized state
SourceVM2	Generalized state
SourceVM3	Audit mode

You need a source virtual hard disk for new Azure Virtual Desktop session host deployments. The source operating system must have user-specific and machine- specific information removed.

Which virtual machines can you use as the source?

- A. SourceVM3 only
- B. SourceVM1 only
- C. SourceVM1, SourceVM2, and SourceVM3
- D. SourceVM1 and SourceVM2 only
- E. SourceVM2 only

Correct Answer: *E*

Generalizing removes machine specific information so the image can be used to create multiple VMs. Once the VM has been generalized, you need to let the platform know so that the boot sequence can be set correctly.

Reference:

<https://docs.microsoft.com/en-us/azure/virtual-machines/generalize>

Community vote distribution

E (100%)

You have an Azure Virtual Desktop deployment.

You plan to use FSLogix profile containers.

You need to recommend a solution that will be used to store the containers. The solution must meet the following requirements:

- * The containers must be stored on solid-state drives (SSDs)

- * Minimize administrative effort

- * Minimize cost

What should you recommend?

A. Azure NetApp Files

B. Azure Files Standard

C. Azure Blob Storage Premium

D. Azure Files Premium

Correct Answer: D

Azure Files integration with Azure Active Directory Domain Service

FSLogix profile containers' performance and features take advantage of the cloud. On August 7th, 2019, Microsoft Azure Files announced the general availability of Azure Files authentication with Azure Active Directory Domain Service (Azure AD DS). By addressing both cost and administrative overhead, Azure Files with

Azure AD DS Authentication is a premium solution for user profiles in the Azure Virtual Desktop service.

Premium file shares enable highly I/O-intensive workloads, with high throughput and low latency. Premium file shares are offered on high-performance solid-state drive (SSD) based storage.

Reference:

<https://docs.microsoft.com/en-us/azure/virtual-desktop/fslogix-containers-azure-files> <https://azure.microsoft.com/en-us/pricing/details/storage/files/>

Community vote distribution

D (100%)

HOTSPOT -

You have an Azure Virtual Desktop deployment that contains two users named User1 and User2 and the storage accounts shown in the following table.

Name	Role
storage1	Storage File Data SMB Share Contributor assigned to User1 Storage File Data SMB Share Elevated Contributor assigned to User2
storage2	Storage File Data SMB Share Contributor assigned to User1 Owner assigned to User2




The File share settings for storage1 are configured as shown in the following exhibit.

[+ File share](#) [Refresh](#)

File share settings

Active Directory: **Configured** Soft delete: **7 days** Share capacity: **5 TiB**

☐ Show deleted shares

Name	Modified			
 share1	10/9/2021, 4:30:53 AM	Transaction optimized	5TiB	...
 share2	10/9/2021, 4:34:05 AM	Hot	5TiB	...
 share3	10/9/2021, 4:34:29 AM	Cool	5TiB	...


The File share settings for storage2 are configured as shown in the following exhibit.

[+ File share](#) [Refresh](#)

File share settings

Active Directory: **Not configured** Soft delete: **7 days** Share capacity: **5 TiB**

☐ Show deleted shares

Name	Modified			
 share4	10/9/2021, 4:45:20 AM	Transaction optimized	5TiB	...

For each of the following statements, select Yes if the statement is true. Otherwise, select No.

NOTE: Each correct selection is worth one point.

Hot Area:

Answer Area

Statements

Yes**No**

User1 can access share1 by using Windows credentials.

☐☐

User2 can access share4 by using Windows credentials.

☐☐

User2 can enable SMB Multichannel for storage2.

☐☐

Correct Answer:

Answer Area

Statements	Yes	No
User1 can access share1 by using Windows credentials.	<input checked="" type="radio"/>	<input type="radio"/>
User2 can access share4 by using Windows credentials.	<input checked="" type="radio"/>	<input type="radio"/>
User2 can enable SMB Multichannel for storage2.	<input checked="" type="radio"/>	<input type="radio"/>

Box 1: Yes -
Storage1: Storage File Data SMB Share Contributor is assigned to User1.
The Share1 on Storage1 is transaction optimized.
Storage File Data SMB Share Contributor, Allows for read, write, and delete access on files and directories in Azure file shares.

Box 2: Yes -
Storage2 has Share4. User2 is the owner of Storage2.

Box 3: Yes -
Reference:

You have an Azure Virtual Desktop host pool named HostPool1. HostPool1 contains Windows 10 session hosts and the application groups shown in the following table.

Name	Type
Appgroup1	Desktop
Appgroup2	RemoteApp
Appgroup3	RemoteApp

You need to assign an instance of a Windows 11 Desktop application group to users.
What should you do first?

- A. Create a scaling plan.
- B. Create a new workspace.
- C. Add a session host to HostPool1.
- D. Create a new host pool.

Correct Answer: D

If you've already created a host pool and session host VMs using the Azure portal or PowerShell, you can add application groups from the Azure portal.

The default app group created for a new Azure Virtual Desktop host pool also publishes the full desktop. In addition, you can create one or more RemoteApp application groups for the host pool.

Reference:
<https://docs.microsoft.com/en-us/azure/virtual-desktop/manage-app-groups>

HOTSPOT -

You have an Azure subscription named Subscription1 that contains the users shown in the following table.

Name	Member of
User1	Group1, Group3
User2	Group2, Group3

Subscription1 contains the Azure Virtual Desktop host pools shown in the following table.

Name	Session host in host pool	Session host public inbound ports
Pool1	P1-0.contoso.com	None
Pool2	P2-0.contoso.com	None

Subscription1 contains the Azure Virtual Desktop application groups shown in the following table.

Name	Host pool	Application group type
AppGroup1	Pool1	Desktop
AppGroup2	Pool2	Desktop

You perform the role assignments shown in the following table.

Role	To group	For resource
Desktop Virtualization Reader	Group3	Subscription1
Desktop Virtualization User Session Operator	Group1	Pool1
Desktop Virtualization User	Group3	AppGroup2
Virtual Machine User Login	Group1	P1-0.contoso.com

For each of the following statements, select Yes if the statement is true. Otherwise, select No.

NOTE: Each correct selection is worth one point.

Hot Area:

User1 can connect to the P1-0.contoso.com session host.

☐

☐

User2 can connect to the P1-0.contoso.com session host.

☐

☐

User2 can connect to the P2-0.contoso.com session host.

☐

☐

Correct Answer:

User1 can connect to the P1-0.contoso.com session host.

☒

☐

User2 can connect to the P1-0.contoso.com session host.

☐

☒

User2 can connect to the P2-0.contoso.com session host.

☒

☐

Box 1: Yes -

The P1-0.contoso.com session host is in Pool1.

Group1 has the Desktop Virtualization User Session Operator role for Pool1.

User1 is member of Group1.

Desktop Virtualization User Session Operator

The Desktop Virtualization User Session Operator role allows users to send messages, disconnect sessions, and use the "logoff" function to

sign sessions out of the session host. However, this role doesn't let users perform session host management like removing session host, changing drain mode, and so on. This role can see assignments, but can't modify admins. We recommend you assign this role to specific host pools. If you give this permission at a resource group level, the admin will have read permission on all host pools under a resource group.

Box 2: No -

User2 is member of Group2 and Group3. Those do not give access to the P1-0.contoso.com session host in Pool1.

Box 3: Yes -

User2, as a member of Group3, is a Desktop Virtualization User for AppGroup2. Pool2 is in AppGroup2. The P2-0.contoso.com session host is in Pool2.

Desktop Virtualization User -

The Desktop Virtualization User role allows users to use the applications in an application group.

Reference:

<https://docs.microsoft.com/en-us/azure/virtual-desktop/rbac>

You have an on-premises network and an Azure subscription. The subscription contains the following virtual network:

* Name:VNet1

* Address space: 10.10.0.0/16

* Subnet name: Subnet1

* Subnet1 address range: 10.10.0.0/16

You deploy an Azure Virtual Desktop host pool that contains 10 session hosts to Subnets.

You plan to deploy a VPN gateway to VNet1 and provide the session hosts with access to the on-premises network.

You need to ensure that you can deploy the VPN gateway.

What should you do first?

- A. Modify the address range of Subnet1.
- B. Add a subnet named GatewaySubnet to VNet1.
- C. Modify the address space of VNet1.
- D. Associate a network security group (NSG) to Subnet1.

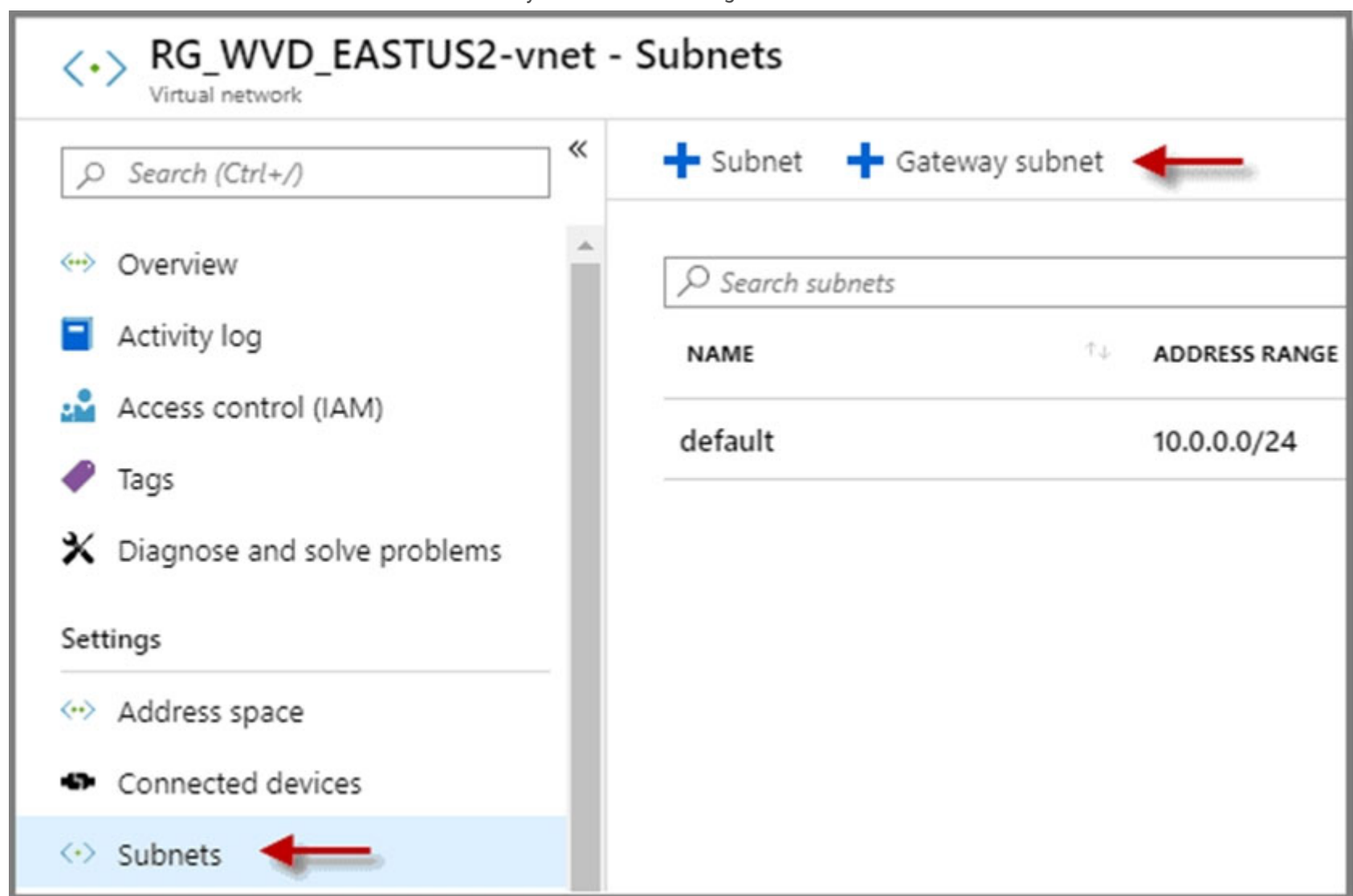
Correct Answer: B

A subnet for the Gateway is needed.

For example:

Subnets -

Now select "Subnets" and click on the "Gateway subnet" on the righthand side of the screen.



Edit the settings, and then click "OK".

Add subnet

RG_WVD_EASTUS2-vnet

*

Name

GatewaySubnet

*

Address range (CIDR block) ⓘ

10.0.1.0/24

10.0.1.0 - 10.0.1.255 (251 + 5 Azure reserved addresses)

Network security group

None

Route table

None

Service endpoints

Services ⓘ

0 selected

Subnet delegation

Delegate subnet to a service ⓘ

None

OK

Reference:

<https://www.policypak.com/resources/pp-blog/windows-virtual-desktop/>

Community vote distribution

C (69%)

A (31%)

You have an Azure Virtual Desktop deployment that contains a host pool. The pool has the following settings:

- * Resource group: RG1
- * Host pool name: Pool1
- * Location: East US
- * Host pool type: Pooled

The deployment contains the workspaces shown in the following table.

Name	Resource group	Location
Workspace1	RG1	East US
Workspace2	RG1	West US
Workspace3	RG2	East US
Workspace4	RG2	West US

For Pool1, you plan to create a RemoteApp application group named AppGroup1.

In which workspaces can you register AppGroup1?

- A. Workspace1 and Workspace2 only
- B. Workspace1 and Workspace3 only
- C. Workspace1 only
- D. Workspace1, Workspace2, Workspace3, and Workspace4

Correct Answer: *B*

You can only register the app group to workspaces created in the same location as the host pool. Also, if you've previously registered another app group from the same host pool as your new app group to a workspace, it will be selected and you can't edit it. All app groups from a host pool must be registered to the same workspace.

Reference:

<https://docs.microsoft.com/en-us/azure/virtual-desktop/manage-app-groups>

Community vote distribution

B (100%)

HOTSPOT -

You have an Azure Virtual Desktop host pool named HostPool1 that contains 20 session hosts.

You create a new scaling plan that has the Ramp-up settings shown in the following exhibit.

Add a schedule

✓ General

2 Ramp-up

3 Peak hours

4 Ramp-down

5 Off-peak hours

Repeats on

Mon, Tue, Wed, Thu, Fri

Time zone

(UTC-06:00) Central Time (US & Canada)

Start time (24 hour system) * ⓘ

08:00

Load balancing algorithm ⓘ

Breadth-first

Minimum percentage of hosts (%) * ⓘ

20

Capacity threshold (%) * ⓘ

60

Use the drop-down menus to select the answer choice that completes each statement based on the information presented in the graphic.

NOTE: Each correct selection is worth one point.

Hot Area:

Starting at 08:00, [answer choice] session hosts will start for ramp-up.

2
4
16
20

New user sessions will be distributed [answer choice].

evenly across all available session hosts
to the session host that has the lowest CPU usage
to the session host with the most connections that has not reached the limit

Correct Answer:

Starting at 08:00, [answer choice] session hosts will start for ramp-up.

2
4
16
20

New user sessions will be distributed [answer choice].

evenly across all available session hosts
to the session host that has the lowest CPU usage
to the session host with the most connections that has not reached the limit

Box 1: 4 -

20%, minimum percentage of hosts, of 20 session hosts is 4 hosts.

Box 2: evenly across all available session hosts

The load balancing algorithm is breadth-first.

Breadth-first load balancing allows you to evenly distribute user sessions across the session hosts in a host pool.

Reference:

<https://docs.microsoft.com/en-us/azure/virtual-desktop/host-pool-load-balancing>

HOTSPOT -

You have an Azure subscription.

You plan to deploy an Azure Virtual Desktop solution that will contain Windows 10 multi-session hosts in a single host pool. The solution has the requirements shown in the following table.

Requirement	Value
Total users	1,200
Shifts per day	3
Users per shift	400
User workload type	Medium
Concurrent users per session host	16

You need to configure the session host for the host pool. The solution must minimize costs.

How many session hosts should the host pool contain, and how many vCPUs should each session host have? To answer, select the appropriate options in the answer area.

NOTE: Each correct selection is worth one point.

Hot Area:

Session hosts:

25

75

400

1200

vCPUs per session host:

2

4

8

16

Session hosts:

25

75

400

1200

Correct Answer: vCPUs per session host:

2

4

8

16

Box 1: 25 -
400 users, 16 concurrent users per session host. Need 400/16=25 session hosts.

Box 2: 4 -
1 VCPU for 4 user, 16 concurrent users per session host. Need 16/4=4 vCPU per session host.
Note: The following table shows examples of standard or larger user workloads with 20 or more users:

Workload type	Maximum users per vCPU	vCPU/RAM/OS storage minimum	Example Azure instances	Profile container storage minimum
Light	6	8 vCPUs, 16 GB RAM, 16 GB storage	D8s_v5, D8s_v4, F8s_v2, D8as_v4, D16s_v5, D16s_v4, F16s_v2, D16as_v4	30 GB
Medium	4	8 vCPUs, 16 GB RAM, 32 GB storage	D8s_v5, D8s_v4, F8s_v2, D8as_v4, D16s_v5, D16s_v4, F16s_v2, D16as_v4	30 GB
Heavy	2	8 vCPUs, 16 GB RAM, 32 GB storage	D8s_v5, D8s_v4, F8s_v2, D8as_v4, D16s_v5, D16s_v4, F16s_v2, D16as_v4	30 GB
Power	1	6 vCPUs, 56 GB RAM, 340 GB storage	D16ds_v5, D16s_v4, D16as_v4, NV6, NV16as_v4	30 GB

Reference:

<https://docs.microsoft.com/en-us/windows-server/remote/remote-desktop-services/virtual-machine-recs>

Topic 3 - Question Set 3

You have an Azure Virtual Desktop host pool named Pool1 and an Azure Storage account named Storage1. Storage1 stores FSLogix profile containers in a share folder named share1.

You create a new group named Group1. You provide Group1 with permission to sign in to Pool1.

You need to ensure that the members of Group1 can store the FSLogix profile containers in share1. The solution must use the principle of least privilege.

Which two privileges should you assign to Group1? Each correct answer presents part of the solution.

NOTE: Each correct selection is worth one point.

- A. the Storage Blob Data Contributor role for storage1
- B. the List folder / read data NTFS permissions for share1
- C. the Modify NTFS permissions for share1
- D. the Storage File Data SMB Share Reader role for storage1
- E. the Storage File Data SMB Share Elevated Contributor role for storage1
- F. the Storage File Data SMB Share Contributor role for storage1

Correct Answer: CF

Reference:

<https://docs.microsoft.com/en-us/azure/virtual-desktop/create-file-share>

Community vote distribution

CF (100%)

You have a Azure Virtual Desktop host pool.

You need to install Microsoft Antimalware for Azure on the session hosts.

What should you do?

- A. Add an extension to each session host.
- B. From a Group Policy Object (GPO), enable Windows 10 security features.
- C. Configure the RDP Properties of the host pool.
- D. Sign in to each session host and install a Windows feature.

Correct Answer: A

Reference:

<https://docs.microsoft.com/en-us/azure/security/fundamentals/antimalware>

Community vote distribution

A (100%)

HOTSPOT -

You have a Azure Virtual Desktop deployment.

You need to ensure that all the connections to the managed resources in the host pool require multi-factor authentication (MFA).

Which two settings should you modify in a conditional access policy? To answer, select the appropriate options in the answer area.

NOTE: Each correct selection is worth one point.

Hot Area:

New

Conditional access policy

Control user access based on conditional access policy to bring signals together, to make decisions, and enforce organizational policies. [Learn more](#)

Name *

Conditional Access Policy



Assignments

Users and groups ⓘ

All users



Cloud apps or actions ⓘ

No cloud apps or actions selected



Conditions ⓘ

0 conditions selected



Access controls

Grant ⓘ

0 controls selected



Session ⓘ

0 controls selected



New

Conditional access policy

Control user access based on conditional access policy to bring signals together, to make decisions, and enforce organizational policies. [Learn more](#)

Name *

Conditional Access Policy ✓

Assignments

Users and groups ⓘ>

All users

Cloud apps or actions ⓘ>

No cloud apps or actions selected

Conditions ⓘ>

0 conditions selected

Access controls

Grant ⓘ>

0 controls selected

Session ⓘ>

0 controls selected

Correct Answer:

Reference:

<https://docs.microsoft.com/en-us/azure/active-directory/authentication/tutorial-enable-azure-mfa>

HOTSPOT -

Your company has the offices shown in the following table.

Location	Internal network IP address space	Public IP address space
Boston	10.10.0.0/16	13.83.131.0/24
Seattle	172.16.0.0/16	92.15.10.0/24

The company has an Azure Active Directory (Azure AD) tenant named contoso.com that contains a user named User1.

Users connect to a Azure Virtual Desktop deployment named WVD1. WVD1 contains session hosts that have public IP addresses from the 52.166.253.0/24 subnet.

Contoso.com has a conditional access policy that has the following settings:

☞ Name: Policy1

☞ Assignments:

- Users and groups: User1

- Cloud apps or actions: Azure Virtual Desktop

☞ Access controls:

- Grant: Grant access, Require multi-factor authentication

☞ Enable policy: On

For each of the following statements, select Yes if the statement is true. Otherwise, select No.

NOTE: Each correct selection is worth one point.

Hot Area:

Answer Area

Statements	Yes	No
If User1 connects to Azure Virtual Desktop from the office in Boston, User1 is prompted for multi-factor authentication (MFA).	<input type="radio"/>	<input type="radio"/>
If User1 connects to Azure Virtual Desktop from home, User1 is prompted for multi-factor authentication (MFA).	<input type="radio"/>	<input type="radio"/>
If User1 connects to Microsoft Exchange Online from a Azure Virtual Desktop session, User1 is prompted for multi-factor authentication (MFA).	<input type="radio"/>	<input type="radio"/>

Correct Answer:

Answer Area

Statements	Yes	No
If User1 connects to Azure Virtual Desktop from the office in Boston, User1 is prompted for multi-factor authentication (MFA).	<input checked="" type="radio"/>	<input type="radio"/>
If User1 connects to Azure Virtual Desktop from home, User1 is prompted for multi-factor authentication (MFA).	<input checked="" type="radio"/>	<input type="radio"/>
If User1 connects to Microsoft Exchange Online from a Azure Virtual Desktop session, User1 is prompted for multi-factor authentication (MFA).	<input type="radio"/>	<input checked="" type="radio"/>

Reference:

<https://docs.microsoft.com/en-us/azure/active-directory/authentication/tutorial-enable-azure-mfa>

Note: This question is part of a series of questions that present the same scenario. Each question in the series contains a unique solution that might meet the stated goals. Some question sets might have more than one correct solution, while others might not have a correct solution. After you answer a question in this section, you will NOT be able to return to it. As a result, these questions will not appear in the review screen. You have an Azure Virtual Desktop host pool named Pool1 that is integrated with an Azure Active Directory Domain Services (Azure AD DS) managed domain.

You need to configure idle session timeout settings for users that connect to the session hosts in Pool1.

Solution: From an Azure AD DS-joined computer, you modify the AADDC Users GPO settings.

Does this meet the goal?

A. Yes

B. No

Correct Answer: A

Community vote distribution

B (100%)

Note: This question is part of a series of questions that present the same scenario. Each question in the series contains a unique solution that might meet the stated goals. Some question sets might have more than one correct solution, while others might not have a correct solution. After you answer a question in this section, you will NOT be able to return to it. As a result, these questions will not appear in the review screen. You have an Azure Virtual Desktop host pool named Pool1 that is integrated with an Azure Active Directory Domain Services (Azure AD DS) managed domain.

You need to configure idle session timeout settings for users that connect to the session hosts in Pool1.

Solution: From an Azure AD DS-joined computer, you modify the AADDC Computers GPO settings.

Does this meet the goal?

A. Yes

B. No

Correct Answer: A

Community vote distribution

A (100%)

Note: This question is part of a series of questions that present the same scenario. Each question in the series contains a unique solution that might meet the stated goals. Some question sets might have more than one correct solution, while others might not have a correct solution. After you answer a question in this section, you will NOT be able to return to it. As a result, these questions will not appear in the review screen. You have an Azure Virtual Desktop host pool named Pool1 that is integrated with an Azure Active Directory Domain Services (Azure AD DS) managed domain.

You need to configure idle session timeout settings for users that connect to the session hosts in Pool1.

Solution: From the Azure portal, you modify the Session behavior settings in the RDP Properties of Pool1.

Does this meet the goal?

- A. Yes
- B. No

Correct Answer: B

Community vote distribution

D (100%)

You have an Azure Virtual Desktop deployment.

You have a RemoteApp named App1.

You discover that from the Save As dialog box of App1, users can run executable applications other than App1 on the session hosts.

You need to ensure that the users can run only published applications on the session hosts.

What should you do?

- A. Configure a conditional access policy in Azure Active Directory (Azure AD).
- B. Modify the Access control (IAM) settings of the host pool.
- C. Modify the RDP Properties of the host pool.
- D. Configure an AppLocker policy on the session hosts.

Correct Answer: D

Reference:

<https://docs.microsoft.com/en-us/azure/virtual-desktop/security-guide>

Community vote distribution

D (100%)

HOTSPOT -

You have an Azure Virtual Desktop Deployment that contains a workspace named Workspace1 and a user named User1. Workspace1 contains a Desktop application group named Pool1Desktop.

At 09:00, you create a conditional access policy that has the following settings:

☞ Assignments:

- Users and groups: User1
- Cloud apps or actions: Azure Virtual Desktop
- Conditions: 0 conditions selected

☞ Access controls

- Grant: Grant access, Require multi-factor authentication
- Sessions: Sign-in frequency 1 hour

User1 performs the actions shown in the following table.

Time	Action
09:10	Open the Remote Desktop client and subscribe to Workspace1.
09:20	Connect to Pool1Desktop.
11:10	Sign out of Pool1Desktop and close the Remote Desktop client.
12:30	Open the Remote Desktop client.
13:50	Connect to Pool1Desktop

For each of the following statements, select Yes if the statement is true. Otherwise, select No.

NOTE: Each correct selection is worth one point.

Hot Area:

Answer Area

Statements	Yes	No
User1 is prompted for multi-factor authentication (MFA) at 09:10.	<input type="radio"/>	<input type="radio"/>
User1 is prompted for multi-factor authentication (MFA) at 09:20.	<input type="radio"/>	<input type="radio"/>
User1 is prompted for multi-factor authentication (MFA) at 13:50.	<input type="radio"/>	<input type="radio"/>

Correct Answer:

Answer Area

Statements	Yes	No
User1 is prompted for multi-factor authentication (MFA) at 09:10.	<input checked="" type="radio"/>	<input type="radio"/>
User1 is prompted for multi-factor authentication (MFA) at 09:20.	<input type="radio"/>	<input checked="" type="radio"/>
User1 is prompted for multi-factor authentication (MFA) at 13:50.	<input checked="" type="radio"/>	<input type="radio"/>

Reference:

<https://docs.microsoft.com/en-us/azure/virtual-desktop/set-up-mfa>

Question #10

Topic 3

You deploy an Azure Virtual Desktop session host pool that includes ten virtual machines. You need to provide a group of pilot users access to the virtual machines in the pool. What should you do?

A. Create a role definition.

B. Add the users to a Remote Desktop Users group on the virtual machines.

C. Add the users to the local Administrators group on the virtual machines.

D. Create a role assignment.

Correct Answer: D

Reference:
<https://docs.microsoft.com/en-us/azure/virtual-desktop/delegated-access-virtual-desktop>

Community vote distribution

D (100%)

Question #11

Topic 3

You have an Azure Active Directory Domain Services (Azure AD DS) managed domain named contoso.com. You create an Azure Virtual Desktop host pool named Pool1. You assign the Virtual Machine Contributor role for the Azure subscription to a user named Admin1. You need to ensure that Admin1 can add session hosts to Pool1. The solution must use the principle of least privilege. Which two actions should you perform? Each correct answer presents part of the solution. NOTE: Each correct selection is worth one point.

A. Assign Admin1 the Desktop Virtualization Host Pool Contributor role for Pool1

B. Assign Admin1 the Desktop Virtualization Session Host Operator role for Pool1

C. Add Admin1 to the AAD DC Administrators group

D. Assign a Microsoft 365 Enterprise E3 license to Admin1

E. Generate a registration token

Correct Answer: BE

Reference:
<https://docs.microsoft.com/en-us/azure/virtual-desktop/rbac>

Community vote distribution

BE (57%)

AE (43%)

Note: This question is part of a series of questions that present the same scenario. Each question in the series contains a unique solution that might meet the stated goals. Some question sets might have more than one correct solution, while others might not have a correct solution. After you answer a question in this section, you will NOT be able to return to it. As a result, these questions will not appear in the review screen. You have an Azure Virtual Desktop host pool named Pool1 that is integrated with an Azure Active Directory Domain Services (Azure AD DS) managed domain.

You need to configure idle session timeout settings for users that connect to the session hosts in Pool1.

Solution: From the Azure portal, you modify the Advanced settings in the RDP Properties of Pool1.

Does this meet the goal?

- A. Yes
- B. No

Correct Answer: *B*

Community vote distribution

B (100%)

You have a hybrid Azure Active Directory (Azure AD) tenant.

You plan to deploy an Azure Virtual Desktop personal host pool. The host pool will contain 15 virtual machines that run Windows 10 Enterprise.

The virtual machines will be joined to the on-premises Active Directory domain and used by the members of a domain group named Department1.

You need to ensure that each user is added automatically to the local Administrators group on the virtual machine to which the user signs in.

What should you configure?

- A. a role assignment for the host pool
- B. a role assignment for each virtual machine
- C. a policy preference in a Group Policy Object (GPO)
- D. a device setting in Azure AD

Correct Answer: A

Configure direct assignment.

Unlike automatic assignment, when you use direct assignment, you must assign the user to both the personal desktop host pool and a specific session host before they can connect to their personal desktop. If the user is only assigned to a host pool without a session host assignment, they won't be able to access resources and will see an error message that says, "No resources available."

To directly assign a user to a session host in the Azure portal:

1. Sign in to the Azure portal.
2. Enter Azure Virtual Desktop into the search bar.
3. Under Services, select Azure Virtual Desktop.
4. At the Azure Virtual Desktop page, go the menu on the left side of the window and select Host pools.
5. Select the host pool you want to assign users to.
6. Next, go to the menu on the left side of the window and select Application groups.
7. Select the name of the app group you want to assign users to, then select Assignments in the menu on the left side of the window.
8. Select + Add, then select the users or user groups you want to assign to this app group.
9. Select Assign VM in the Information bar to assign a session host to a user.
10. Select the session host you want to assign to the user, then select Assign. You can also select Assignment > Assign user.
11. Select the user you want to assign the session host to from the list of available users.
12. When you're done, select Select.

Reference:

<https://docs.microsoft.com/en-us/azure/virtual-desktop/configure-host-pool-personal-desktop-assignment-type>

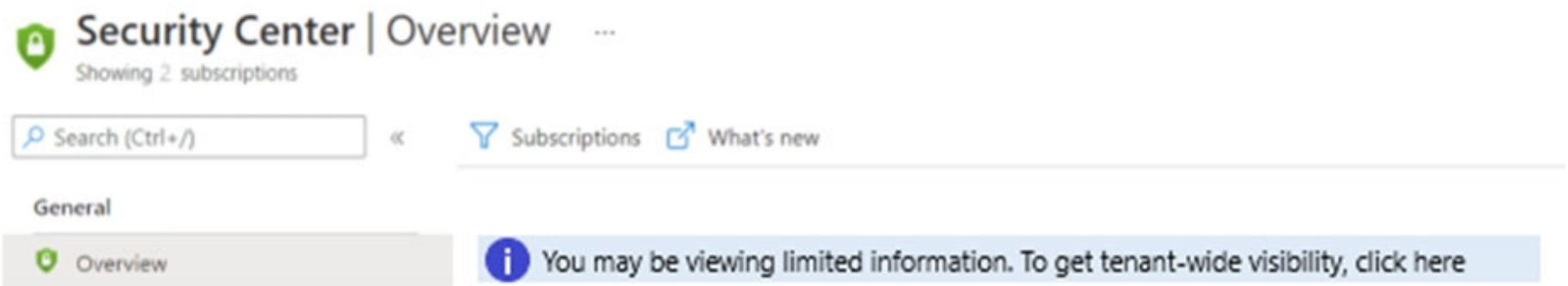
Community vote distribution

C (100%)

HOTSPOT -

You have two Azure subscriptions that are linked to an Azure Active Directory (Azure AD) tenant named contoso.com and contain an Azure Virtual Desktop deployment. The tenant contains a user named User1.

When User1 signs in to Azure Security Center, the user receives the message shown in the following exhibit.



You need to ensure that User1 can manage security information for the tenant. The solution must use the principle of least privilege.

What should you do? To answer, select the appropriate options in the answer area.

NOTE: Each correct selection is worth one point.

Hot Area:

Answer Area

Role to assign to User1:

	▼
Security Admin at the root management group level	
Security Admin at the subscription level	
Security administrator for contoso.com	

Role required to assign the role to User1:

	▼
External Identity Provider administrator	
Global administrator	
Privileged role administrator	

Correct Answer:

Answer Area

Role to assign to User1:

	▼
Security Admin at the root management group level	
Security Admin at the subscription level	
Security administrator for contoso.com	

Role required to assign the role to User1:

	▼
External Identity Provider administrator	
Global administrator	
Privileged role administrator	

Box 1: Security administrator for contoso.com

Incorrect:

* Not at the subscription level, as there are two subscriptions.

* Not Root management group level

Each directory is given a single top-level management group called the root management group. The root management group is built into the hierarchy to have all management groups and subscriptions fold up to it. This root management group allows for global policies and Azure role assignments to be applied at the directory level.

Box 2: Privileged Role Administrator

You need to ensure that User1 can manage security information for the tenant.

Privileged Role Administrator - Can manage role assignments in Azure AD, and all aspects of Privileged Identity Management.

Incorrect:

* External Identity Provider Administrator

This administrator manages federation between Azure AD organizations and external identity providers. With this role, users can add new identity providers and configure all available settings (e.g. authentication path, service ID, assigned key containers). This user can enable the Azure AD organization to trust authentications from external identity providers.

Reference:

<https://docs.microsoft.com/en-us/azure/governance/management-groups/overview> <https://docs.microsoft.com/en-us/azure/active-directory/roles/permissions-reference>

Topic 4 - Question Set 4

Question #1

Topic 4

You have an Azure Virtual Desktop deployment.
You publish a RemoteApp named AppVersion1.
You need AppVersion1 to appear in the Remote Desktop client as Sales Contact Application.
Which PowerShell cmdlet should you use?

- A. New-AzADApplication
- B. Update-AzWvdApplicationGroup
- C. Register-AzWvdApplicationGroup
- D. Update-AzWvdApplication

Correct Answer: D

Reference:

<https://docs.microsoft.com/en-us/azure/virtual-desktop/customize-feed-for-virtual-desktop-users> <https://docs.microsoft.com/en-us/powershell/module/az.desktopvirtualization/update-azwvdapplication?view=azps-5.7.0>

Community vote distribution

D (100%)

You have an Azure Virtual Desktop deployment that contains the following:

- ☞ A host pool named Pool1
- ☞ Two session hosts named Host1 and Host2
- ☞ An application group named RemoteAppGroup1 that contains a RemoteApp named App1

You need to prevent users from copying and pasting between App1 and their local device.

What should you do?

- A. Create an AppLocker policy.
- B. Modify the locks of RemoteAppGroup1.
- C. Assign the Desktop Virtualization Reader role for Pool1 to the users.
- D. Modify the RDP Properties of Pool1.

Correct Answer: D

Reference:

<https://docs.microsoft.com/en-us/azure/virtual-desktop/customize-rdp-properties>

Community vote distribution

D (100%)

HOTSPOT -

Your network contains an on-premises Active Directory domain that syncs to an Azure Active Directory (Azure AD) tenant. The domain contains the users shown in the following table.

Name	Role	Member of
User1	Desktop Virtualization Workspace Reader	Group1
User2	Desktop Virtualization Application Group Reader	Group2

You have an Azure Virtual Desktop deployment that contains the application groups shown in the following table.

Name	Application	Assignment
AppGroup1	Microsoft Word	Group1
AppGroup2	Microsoft Excel	Group2
AppGroup3	Microsoft PowerPoint	Group1, Group2

You have the workspaces shown in the following table.

Name	Application group
Workspace1	AppGroup1
Workspace2	AppGroup2

For each of the following statements, select Yes if the statement is true. Otherwise, select No.

NOTE: Each correct selection is worth one point.

Hot Area:

Answer Area

Statements	Yes	No
User1 has PowerPoint listed in the Remote Desktop client.	<input type="radio"/>	<input type="radio"/>
User1 has Word listed in the Remote Desktop client.	<input type="radio"/>	<input type="radio"/>
User2 has PowerPoint listed in the Remote Desktop client.	<input type="radio"/>	<input type="radio"/>

Correct Answer:

Answer Area

Statements	Yes	No
User1 has PowerPoint listed in the Remote Desktop client.	<input type="radio"/>	<input checked="" type="radio"/>
User1 has Word listed in the Remote Desktop client.	<input checked="" type="radio"/>	<input type="radio"/>
User2 has PowerPoint listed in the Remote Desktop client.	<input type="radio"/>	<input checked="" type="radio"/>

Reference:

<https://docs.microsoft.com/en-us/azure/virtual-desktop/environment-setup>

You have an Azure Virtual Desktop host pool that contains two session hosts. The Microsoft Teams client is installed on each session host. You discover that only the Microsoft Teams chat and collaboration features work. The calling and meeting features are disabled. You need to ensure that users can set the calling and meeting features from within Microsoft Teams. What should you do?

- A. Install the Remote Desktop WebRTC Redirector Service.
- B. Configure Remote audio mode in the RDP Properties.
- C. Install the Teams Meeting add-in for Outlook.
- D. Configure audio input redirection.

Correct Answer: A

Reference:

<https://docs.microsoft.com/en-us/azure/virtual-desktop/teams-on-wvd>

Community vote distribution

A (64%)

B (36%)

You have an Azure Virtual Desktop host pool that contains 20 Windows 10 Enterprise multi-session hosts. Users connect to the Azure Virtual Desktop deployment from computers that run Windows 10. You plan to implement FSLogix Application Masking. You need to deploy Application Masking rule sets. The solution must minimize administrative effort. To where should you copy the rule sets?

- A. the FSLogix profile container of each user
- B. C:\Program Files\FSLogix\Apps\Rules on every Windows 10 computer
- C. C:\Program Files\FSLogix\Apps\Rules on every session host

Correct Answer: C

Reference:

<https://docs.microsoft.com/en-us/azure/virtual-desktop/fslogix-office-app-rule-editor>

Community vote distribution

C (100%)

You have an Azure Virtual Desktop host pool named Pool1.

You are troubleshooting an issue for a Remote Desktop client that stopped responding.

You need to restore the default Remote Desktop client settings and unsubscribe from all workspaces.

Which command should you run?

- A. msrdcw
- B. resetengine
- C. mstsc
- D. resetpluginhost

Correct Answer: A

Reference:

<https://docs.microsoft.com/en-us/azure/virtual-desktop/troubleshoot-client>

Community vote distribution

A (100%)

Your network contains an on-premises Active Directory domain and an Azure Virtual Desktop deployment. The computer accounts for all the session hosts are in an organizational unit (OU) named WVDHostsOU. All user accounts are in an OU named CorpUsers.

A domain administrator creates a Group Policy Object (GPO) named Policy1 that only contains user settings. The administrator links Policy1 to WVDHostsOU.

You discover that when users sign in to the session hosts, none of the settings from Policy1 are applied.

What should you configure to apply GPO settings to the users when they sign in to the session hosts?

- A. loopback processing
- B. FSLogix profiles
- C. mandatory Roaming User Profiles
- D. restricted groups

Correct Answer: A

Reference:

<https://www.linkedin.com/pulse/windows-virtual-desktop-remoteapps-jason-byway>

Community vote distribution

A (100%)

You have an Azure Virtual Desktop deployment.

You need to provide external users with access to the deployment. The external users have computers that run Windows 10 Pro and Windows 10 Enterprise. The users do not have the ability to install applications.

What should you recommend that the users use to connect to the deployment?

- A. Microsoft Edge
- B. RemoteApp and Desktop Connection
- C. Remote Desktop Manager
- D. Remote Desktop Connection

Correct Answer: A

Reference:

<https://docs.microsoft.com/en-us/azure/active-directory/governance/entitlement-management-external-users> <https://docs.microsoft.com/en-us/azure/virtual-desktop/connect-web>

Community vote distribution

A (100%)

Your network contains an on-premises Active Directory domain. The domain contains a universal security group named AVDUsers.

You have a hybrid Azure Active Directory (Azure AD) tenant. AVDUsers syncs to Azure AD.

You have an Azure Virtual Desktop host pool that contains four Windows 10 Enterprise multi-session hosts.

You need to ensure that only the members of AVDUsers can establish Azure Virtual Desktop sessions to the host pool.

What should you do?

- A. Assign AVDUsers to an Azure role scoped to each host pool.
- B. On each session host, add AVDUsers to the local Remote Desktop Users group.
- C. Assign AVDUsers to an Azure role scoped to the session hosts.
- D. Assign AVDUsers to an application group.

Correct Answer: D

Reference:

<https://docs.microsoft.com/en-us/azure/virtual-desktop/manage-app-groups>

Community vote distribution

D (100%)

You deploy multiple Azure Virtual Desktop session hosts that have only private IP addresses.

You need to ensure that administrators can initiate an RDP session to the session hosts by using the Azure portal.

What should you implement?

- A. Remote Desktop Connection Broker (RD Connection Broker)
- B. Azure Application Gateway
- C. Azure Bastion
- D. Remote Desktop Session Host (RD Session Host)

Correct Answer: C

Azure Bastion is a new fully platform-managed PaaS service you provision inside your virtual network. It provides secure and seamless RDP/SSH connectivity to your VMs directly in the Azure portal over SSL. When you connect via Azure Bastion, your virtual machines do not need a public IP address.

Reference:

<https://azure.microsoft.com/en-us/services/azure-bastion/>

Community vote distribution

C (85%)

Other

You have an Azure Virtual Desktop host pool named Pool1. Pool1 contains session hosts that have a third-party application named App1. App1 is published by using a RemoteApp group.

A new MSI-based version of App1 is installed each month to each host. The name of the executable file is different for each version of App1.

You need to automate the process of making a new version of App1 available via RemoteApp. The process must ensure that the user experience remains the same when launching the application from the Windows Desktop client.

Which two cmdlets should you run? Each correct answer presents part of the solution.

NOTE: Each correct selection is worth one point.

- A. Remove-AzWvdApplication
- B. New-AzWvdApplication
- C. New-AzWvdApplicationGroup
- D. New-AzWvdMsixPackage
- E. New-AzRoleAssignment
- F. Remove-AzWvdMsixPackage

Correct Answer: BD

Reference:

<https://docs.microsoft.com/en-us/azure/virtual-desktop/what-is-app-attach> <https://docs.microsoft.com/en-us/powershell/module/az.desktopvirtualization/new-azwvdapplication?view=azps-6.4.0>

Community vote distribution

AB (100%)

You have an Azure Virtual Desktop deployment.

You need to recommend a solution to run containerized applications without installing the applications on the session hosts.

What should you include in the recommendation?

- A. EXE applications
- B. MSI packages
- C. APPX app packages
- D. MSIX app packages

Correct Answer: D

Reference:

<https://docs.microsoft.com/en-us/windows/msix/msix-container>

Community vote distribution

D (100%)

HOTSPOT -

You have an Azure Virtual Desktop host pool named Pool1 and an Azure Storage account named storage1. Pool1 and storage1 are in the same Azure region.

The current network utilization of the session hosts during peak hours is 95%.

You plan to use FSLogix profile containers stored in storage1 for users that connect to Pool1.

You need to configure the session hosts and storage1 to minimize network latency when loading and updating profiles.

What should you do? To answer, select the appropriate options in the answer area.

NOTE: Each correct selection is worth one point.

Hot Area:

Answer Area

For storage1:

	▼
Configure network routing.	
Configure a private endpoint.	
Configure the storage account type.	

For the session hosts:

	▼
Enable Write Accelerator.	
Increase the Virtual machine size.	
Add additional network adapters.	

Answer Area

For storage1:

	▼
Configure network routing.	
Configure a private endpoint.	
Configure the storage account type.	

Correct Answer:

For the session hosts:

	▼
Enable Write Accelerator.	
Increase the Virtual machine size.	
Add additional network adapters.	

Reference:

<https://docs.microsoft.com/en-us/azure/architecture/example-scenario/wvd/windows-virtual-desktop-fslogix>

You have an Azure Virtual Desktop host pool named Pool1 that contains three session hosts. The session hosts are configured to use FSLogix profiles.

On a management computer, you create an Application Masking rule and assignment files.

You need to apply Application Masking to the session hosts in Pool1.

What should you do?

- A. Generate a registration token.
- B. Install the FSLogix agent on the session hosts in Pool1.
- C. Compile the rule and assignment files.
- D. Copy the files to the session hosts in Pool1.

Correct Answer: D

Reference:

<https://cloudbuild.co.uk/fslogix-application-masking-in-windows-virtual-desktop/>

Community vote distribution

D (100%)

You have an Azure Virtual Desktop deployment.

The session hosts are joined to an on-premises Active Directory domain named contoso.com.

You need to limit user sessions to three hours.

What should you configure?

- A. a Group Policy Object (GPO) in contoso.com.
- B. the properties of the workspace
- C. the RDP Properties of a host pool
- D. just-in-time (JIT) VM access

Correct Answer: A

Community vote distribution

A (100%)

DRAG DROP -

You have an Azure Virtual Desktop host pool named Pool1, an application named App1, and an Azure file share named Share1.

You need to ensure that you can publish App1 to Pool1 by using MSIX app attach.

Which four actions should you perform in sequence before you publish App1? To answer, move the appropriate actions from the list of actions to the answer area and arrange them in the correct order.

Select and Place:

Actions

Create an MSIX image.

Generate a signing certificate.

Upload the MSIX package to Share1.

Generate an encryption certificate.

Create an MSIX package.

Upload the MSIX image to Share1.

Answer Area

Correct Answer:

Actions

Upload the MSIX package to Share1.

Generate an encryption certificate.

Answer Area

Generate a signing certificate.

Create an MSIX package.

Create an MSIX image.

Upload the MSIX image to Share1.



Reference:

<https://docs.microsoft.com/en-us/windows/msix/packaging-tool/create-app-package> <https://docs.microsoft.com/en-us/azure/virtual-desktop/app-attach-image-prep>

HOTSPOT -

Your network contains an on-premises Active Directory domain named contoso.com that syncs to an Azure Active Directory (Azure AD) tenant.

You have an Azure subscription that contains an Azure Virtual Desktop host pool.

You create an Azure Storage account named storage1.

You need to use FSLogix profile containers in storage1 to store user profiles for a group named Group1. The solution must use the principle of least privilege.

What should you include in the solution? To answer, select the appropriate options in the answer area.

Hot Area:

Answer Area

For storage1:

	▼
Join to the contoso.com domain.	
Configure a shared access signature (SAS).	
Enable encryption by using customer-managed keys.	
Configure Azure Active Directory Domain Services (AD DS) integration.	

To Group1, assign the role of:

	▼
Storage Blob Data Contributor	
Storage Blob Data Reader	
Storage File Data SMB Share Contributor	
Storage File Data SMB Share Reader	

Correct Answer:

Answer Area

For storage1:

	▼
Join to the contoso.com domain.	
Configure a shared access signature (SAS).	
Enable encryption by using customer-managed keys.	
Configure Azure Active Directory Domain Services (AD DS) integration.	

To Group1, assign the role of:

	▼
Storage Blob Data Contributor	
Storage Blob Data Reader	
Storage File Data SMB Share Contributor	
Storage File Data SMB Share Reader	

Reference:

<https://docs.microsoft.com/en-us/azure/storage/files/storage-files-identity-ad-ds-enable> <https://docs.microsoft.com/en-us/azure/virtual-desktop/create-file-share>

Note: This question is part of a series of questions that present the same scenario. Each question in the series contains a unique solution that might meet the stated goals. Some question sets might have more than one correct solution, while others might not have a correct solution. After you answer a question in this section, you will NOT be able to return to it. As a result, these questions will not appear in the review screen. You have the following:

- ☞ A Microsoft 365 E5 tenant
- ☞ An on-premises Active Directory domain
- ☞ A hybrid Azure Active Directory (Azure AD) tenant
- ☞ An Azure Active Directory Domain Services (Azure AD DS) managed domain
- ☞ An Azure Virtual Desktop deployment

The Azure Virtual Desktop deployment contains personal desktops that are hybrid joined to the on-premises domain and enrolled in Microsoft Intune.

You need to configure the security settings for the Microsoft Edge browsers on the personal desktops.

Solution: You create and configure a Group Policy Object (GPO) in the on-premises domain.

Does this meet the goal?

- A. Yes
- B. No

Correct Answer: A

Reference:

<https://www.compete366.com/blog-posts/eight-tips-on-how-to-manage-azure-virtual-desktop-avd/>

Community vote distribution

B (50%)

A (50%)

Note: This question is part of a series of questions that present the same scenario. Each question in the series contains a unique solution that might meet the stated goals. Some question sets might have more than one correct solution, while others might not have a correct solution. After you answer a question in this section, you will NOT be able to return to it. As a result, these questions will not appear in the review screen. You have the following:

- ☞ A Microsoft 365 E5 tenant
- ☞ An on-premises Active Directory domain
- ☞ A hybrid Azure Active Directory (Azure AD) tenant
- ☞ An Azure Active Directory Domain Services (Azure AD DS) managed domain
- ☞ An Azure Virtual Desktop deployment

The Azure Virtual Desktop deployment contains personal desktops that are hybrid joined to the on-premises domain and enrolled in Microsoft Intune.

You need to configure the security settings for the Microsoft Edge browsers on the personal desktops.

Solution: You configure a configuration profile in Intune.

Does this meet the goal?

- A. Yes
- B. No

Correct Answer: A

Reference:

<https://docs.microsoft.com/en-us/mem/intune/fundamentals/azure-virtual-desktop>

Community vote distribution

A (100%)

Note: This question is part of a series of questions that present the same scenario. Each question in the series contains a unique solution that might meet the stated goals. Some question sets might have more than one correct solution, while others might not have a correct solution. After you answer a question in this section, you will NOT be able to return to it. As a result, these questions will not appear in the review screen. You have the following:

- ☞ A Microsoft 365 E5 tenant
- ☞ An on-premises Active Directory domain
- ☞ A hybrid Azure Active Directory (Azure AD) tenant
- ☞ An Azure Active Directory Domain Services (Azure AD DS) managed domain

An Azure Virtual Desktop deployment

▪

The Azure Virtual Desktop deployment contains personal desktops that are hybrid joined to the on-premises domain and enrolled in Microsoft Intune.

You need to configure the security settings for the Microsoft Edge browsers on the personal desktops.

Solution: You configure a compliance policy in Intune.

Does this meet the goal?

A. Yes

B. No

Correct Answer: B

You need to configure a Configuration Profile in Intune or use Group Policy.

Community vote distribution

B (100%)

You have an Azure Virtual Desktop deployment that contains multiple host pools.

You need to create a PowerShell script to sign users out of a specific session host before you perform a maintenance task.

Which PowerShell module should you load in the script?

A. Az.Automation

B. Az.Compute

C. Az.Maintenance

D. Az.DesktopVirtualization

Correct Answer: D

Reference:

<https://docs.microsoft.com/en-us/powershell/module/az.desktopvirtualization/?view=azps-6.6.0#desktopvirtualization>

<https://techgenix.com/logging-off-and-removing-wvd-user-sessions/>

Community vote distribution

D (100%)

You have an on-premises network and an Azure subscription. The subscription contains the following:

- ☞ A virtual network
- ☞ An Azure Firewall instance
- ☞ An Azure Virtual Desktop host pool

The virtual network connects to the on-premises network by using a site-to-site VPN.

You need to ensure that only users from the on-premises network can connect to the Azure Virtual Desktop managed resources in the host pool.

The solution must minimize administrative effort.

What should you configure?

- A. a conditional access policy
- B. an Azure Firewall rule
- C. a network security group (NSG) rule
- D. a user-defined route

Correct Answer: B

Community vote distribution

A (100%)

You have an Azure Virtual Desktop deployment that uses Microsoft 365 cloud services including Microsoft Teams.

Users use the Remote Desktop client to connect to the deployment from computers that run Windows 10.

You need to support audio and video in Azure Virtual Desktop and provide the users with access to Microsoft Teams calling and meeting features.

Which three actions should you perform? Each correct answer presents part of the solution.

NOTE: Each correct selection is worth one point.

- A. Install the Microsoft Teams WebSocket Service on the Windows 10 computers
- B. Configure the IsWVDEnvironment registry key on the Windows 10 computers
- C. Configure the IsWVDEnvironment registry key on the virtual machines
- D. Install the Microsoft Teams desktop app on the Windows 10 computers
- E. Install the Microsoft Teams WebSocket Service on the virtual machines
- F. Install the Microsoft Teams desktop app on the virtual machines

Correct Answer: BDE

Reference:

<https://docs.microsoft.com/en-us/azure/virtual-desktop/teams-on-avd>

Community vote distribution

CEF (100%)

You have an Azure Virtual Desktop host pool named Pool1 that contains three session hosts. The session hosts are configured to use FSLogix profile containers.

You need to configure Cloud Cache on the session hosts.

What should you do?

- A. Add a VHDLocations entries to the Windows registry
- B. Remove VHDLocations entries from the Windows registry
- C. Uninstall the FSLogix agent
- D. Configure FSLogix Office Container

Correct Answer: B

Reference:

<https://docs.microsoft.com/en-us/fslogix/configure-cloud-cache-tutorial>

Community vote distribution

B (100%)

You have an Azure Virtual Desktop deployment.

You implement FSLogix profile containers.

You need to ensure that the FSLogix profile containers are not used for specific users.

What should you do?

- A. Modify the local groups on each session host
- B. Apply an Application Masking rule to each session host
- C. Apply an AppLocker policy to each session host
- D. Modify the RDP Properties of the host pool

Correct Answer: A

Reference:

<https://docs.microsoft.com/en-us/fslogix/configure-profile-container-tutorial>

Community vote distribution

A (100%)

HOTSPOT -

You have a hybrid Azure Active Directory (Azure AD) tenant named contoso.com that contains the users shown in the following table.

Name	Member of
User1	Group1
User2	Group2
User3	Group1, Group3

You have an Azure Virtual Desktop host pool. All the session hosts have a folder named C:\Folder1.

You create an FSLogix Application Masking rule as shown in the following exhibit.

The 'Edit Rule' dialog box is shown with the title 'Edit Rule'. It has a dropdown menu set to 'Hiding Rule'. The 'Object Name' field contains '%SystemDriveFolder%\Folder1' and has a 'Browse...' button next to it. The 'Object Type' section has four radio buttons: 'File / Registry Value', 'Directory / Registry Key' (which is selected), 'Printer', and 'Font'. There is a 'Comment' text area below the object type section. At the bottom right are 'OK' and 'Cancel' buttons.

You create assignments for the Application Masking rule as shown in the following exhibit.

The 'Assignments' dialog box is shown with the title 'Assignments'. It has a 'Rule Set:' section. Below it is a table with two columns: 'Assignment' and 'Applies'.

Assignment	Applies
Everyone	Yes
CONTOSO\Group1	No
CONTOSO\Group3	Yes
User2@contoso.com	No

Below the table are buttons for 'Set As Template', 'Move Up', 'Move Down', 'Add', and 'Remove'. At the bottom, there are two radio buttons: 'Rule Set does apply to user/group' and 'Rule Set does not apply to user/group' (which is selected). At the very bottom are buttons for 'AD Reporting', 'OK', 'Cancel', and 'Apply'.

For each of the following statements, select Yes if the statement is true. Otherwise, select No.
NOTE: Each correct selection is worth one point.

Hot Area:

Answer Area

Statements	Yes	No
User1 can see folder C:\Folder1 on a session host.	<input type="radio"/>	<input type="radio"/>
User2 can see folder C:\Folder1 on a session host.	<input type="radio"/>	<input type="radio"/>
User3 can see folder C:\Folder1 on a session host.	<input type="radio"/>	<input type="radio"/>

Answer Area

	Statements	Yes	No
Correct Answer:	User1 can see folder C:\Folder1 on a session host.	<input checked="" type="radio"/>	<input type="radio"/>
	User2 can see folder C:\Folder1 on a session host.	<input checked="" type="radio"/>	<input type="radio"/>
	User3 can see folder C:\Folder1 on a session host.	<input type="radio"/>	<input checked="" type="radio"/>

References:
<https://docs.microsoft.com/en-us/fslogix/application-masking-rules-ht> <https://docs.microsoft.com/en-us/fslogix/application-masking-users-groups-ht>

Note: This question is part of a series of questions that present the same scenario. Each question in the series contains a unique solution that might meet the stated goals. Some question sets might have more than one correct solution, while others might not have a correct solution. After you answer a question in this section, you will NOT be able to return to it. As a result, these questions will not appear in the review screen. You have the following:

- ☞ A Microsoft 365 E5 tenant
- ☞ An on-premises Active Directory domain
- ☞ A hybrid Azure Active Directory (Azure AD) tenant
- ☞ An Azure Active Directory Domain Services (Azure AD DS) managed domain
- ☞ An Azure Virtual Desktop deployment

The Azure Virtual Desktop deployment contains personal desktops that are hybrid joined to the on-premises domain and enrolled in Microsoft Intune.

You need to configure the security settings for the Microsoft Edge browsers on the personal desktops.

Solution: You configure a Group Policy Object (GPO) in the Azure AD DS managed domain.

Does this meet the goal?

A. Yes

B. No

Correct Answer: B

Reference:

<https://www.compete366.com/blog-posts/eight-tips-on-how-to-manage-azure-virtual-desktop-avd/>

Community vote distribution

B (60%)

A (40%)

You have an Azure Virtual Desktop deployment and the users shown in the following table.

Name	User device operating system	Preferred web browser
User1	MacOS	Mozilla Firefox
User2	Windows 10	Internet Explorer
User3	iOS	Apple Safari

All the users plan to use a web browser to access Azure Virtual Desktop resources.

Which users can connect to Azure Virtual Desktop by using their preferred browser?

- A. User2 only
- B. User1 only
- C. User1, User2, and User3
- D. User2 and User3 only
- E. User1 and User2 only

Correct Answer: C

Connect to Azure Virtual Desktop with the web client, supported browsers.

While any HTML5-capable browser should work, we officially support the following operating systems and browsers:

Mozilla Firefox - Windows, macOS, Linux (User1)

Apple Safari - macOS (User3)

Note: There is no answer option for User1 and User3 only, so we go for User1, User2 and User3.

Incorrect:

Internet Explorer not supported (not User2)

As of September 30, 2021, the Azure Virtual Desktop web client no longer supports Internet Explorer. We recommend that you use Microsoft Edge to connect to the web client instead.

Reference:

<https://docs.microsoft.com/en-us/azure/virtual-desktop/user-documentation/connect-web>

Community vote distribution

B (100%)

Your on-premises network contains 20 Windows 10 devices.

You have an Azure Virtual Desktop deployment.

You need to deploy the Microsoft Remote Desktop client (MSRDC) to the devices. The MSRDC must be available to everyone who sign in to the devices.

What should you do?

- A. Install the MSRDC by using msixexec.exe and the ALLUSERS=1 command line option.
- B. Install the MSRDC by using msixexec.exe and the ALLUSERS=2 command line option.
- C. Install the MSRDC by using msixexec.exe and the MSIINSTALLPERUSER=1 command line option.

Correct Answer: A

Although your users can install the client directly after downloading it, if you're deploying to multiple devices, you may want to also deploy the client to them through other means. Deploying using group policies or the Microsoft Endpoint Configuration Manager lets you run the installer silently using a command line. Run the following commands to deploy the client per-device or per-user.

Per-device installation -

```
msiexec.exe /i <path to the MSI> /qn ALLUSERS=1
```

Incorrect:

Per-user installation -

```
msiexec.exe /i <path to the MSI> /qn ALLUSERS=2 MSIINSTALLPERUSER=1
```

Reference:

<https://docs.microsoft.com/en-us/windows-server/remote/remote-desktop-services/clients/windowsdesktop-admin>

Community vote distribution

A (100%)

Your network contains an on-premises Active Directory domain named contoso.com.
You have an Azure subscription that contains the resources shown in the following table.

Name	Type
Account1	Azure NetApp Files account
Account2	General purpose v2 storage account
Account3	Azure Files storage account
AVDPool1	Azure Virtual Desktop host pool

You need to create a share that will host FSLogix profiles for AVDPool1. The solution must meet the following requirements:

- * Maximize read and write performance for the profiles.
- * Control access to the SMB share by using the users and groups stored in contoso.com.

Which account should you use to host the share?

- A. Account1
- B. Account2
- C. Account3

Correct Answer: A

You can create FSLogix profile containers using Azure NetApp Files, an easy-to-use Azure native platform service that helps customers quickly and reliably provision enterprise-grade SMB volumes for their Azure Virtual Desktop environments.

We [Microsoft] recommend using FSLogix profile containers as a user profile solution for the Azure Virtual Desktop service. FSLogix profile containers store a complete user profile in a single container and are designed to roam profiles in non-persistent remote computing environments like Azure Virtual Desktop.

Create and manage Active Directory connections for Azure NetApp Files.

Azure NetApp Files supports both Active Directory Domain Services (AD DS) and Azure Active Directory Domain Services (AADDs) for AD connections.

Incorrect:

Not C: Not the preferred solution.

Note: You can create an Azure file share authenticated by a domain controller on an existing Azure Virtual Desktop host pool. You can use this file share to store storage profiles.

Assign Azure RBAC permissions to Azure Virtual Desktop users

All users that need to have FSLogix profiles stored on the storage account must be assigned the Storage File Data SMB Share Contributor role. Users signing in to the Azure Virtual Desktop session hosts need access permissions to access your file share. Granting access to an Azure File share involves configuring permissions both at the share level as well as on the NTFS level, similar to a traditional Windows share.

To configure share level permissions, assign each user a role with the appropriate access permissions. Permissions can be assigned to either individual users or an Azure AD group.

Reference:

<https://docs.microsoft.com/en-us/azure/virtual-desktop/create-fslogix-profile-container> <https://docs.microsoft.com/en-us/azure/azure-netapp-files/create-active-directory-connections> <https://docs.microsoft.com/en-us/azure/virtual-desktop/create-file-share>

Community vote distribution

A (100%)

Your network contains an on-premises Active Directory domain named contoso.com that syncs to an Azure Active Directory (Azure AD) tenant.

You have an Azure Virtual Desktop host pool named Pool1 that has the following settings:

* Host pool name: Pool1

* Host pool type: Personal

* Number of VMs: 3

The session hosts have the following configurations:

* Image used to create the virtual machines: Windows 10 Enterprise8

* Virtual machines domain-joined to: On-premises contoso.com domain

You need to ensure that you can use Microsoft EndPoint Manager to manage security updates on the session hosts.

What should you do?

- A. Change Host pool type to Pooled and specify Load balancing algorithm as Depth-first.
- B. Change Host pool type to Pooled and specify Load balancing algorithm as Breadth-first.
- C. Create Windows 10 Enterprise multi-session images.
- D. Configure the session hosts as hybrid Azure AD-joined.

Correct Answer: D

Azure Virtual Desktop multi-session with Microsoft Intune is now generally available.

You can now use Microsoft Intune to manage Windows 10 or Windows 11 Enterprise multi-session remote desktops in the Microsoft Endpoint Manager admin center just as you can manage a shared Windows 10 or Windows 11 client device. When managing such virtual machines (VMs), you'll be able to use both device-based and user configuration.

Prerequisites -

This feature supports Windows 10 or Windows 11 Enterprise multi-session VMs, which include:

* Hybrid Azure AD-joined and enrolled in Microsoft Intune using one of the following methods:

Configured with Active Directory group policy, set to use Device credentials, and set to automatically enroll devices that are Hybrid Azure AD-joined.

Configuration Manager co-management.

* Etc.

Incorrect: Not related to load balancing.

Set up as remote desktops in pooled host pools that have been deployed through Azure Resource Manager.

Azure Virtual Desktop supports two load-balancing algorithms. Each algorithm determines which session host will host a user's session when they connect to a resource in a host pool.

The following load-balancing algorithms are available in Azure Virtual Desktop:

Breadth-first load balancing allows you to evenly distribute user sessions across the session hosts in a host pool.

Depth-first load balancing allows you to saturate a session host with user sessions in a host pool. Once the first session host reaches its session limit threshold, the load balancer directs any new user connections to the next session host in the host pool until it reaches its limit, and so on.

Reference:

<https://docs.microsoft.com/en-us/mem/intune/fundamentals/azure-virtual-desktop-multi-session> <https://docs.microsoft.com/en-us/azure/virtual-desktop/host-pool-load-balancing>

Community vote distribution

D (50%)

C (50%)

HOTSPOT -

You create an Azure Virtual Desktop host pool as shown in the following exhibit.

Create a host pool ...

✓ Validation passed.

Basics Virtual Machines Workspace Advanced Tags Review + create

Basics

Subscription	Azure Pass - Sponsorship
Resource group	RG1
Host pool name	HostPool1
Location	West Europe
Host pool type	Pooled
Max session limit	10
Load balancing algorithm	Depth-first

Virtual Machines

Resource group	RG1
Name prefix	vm
Virtual machine location	West Europe
Availability options	Availability zone
Availability zone	3
Image type	Gallery
Image	Windows 11 Enterprise multi-session
Virtual machine size	Standard D4s v3
Number of VMs	5
OS disk type	Standard SSD
Use managed disks	Yes
Virtual network	VNet1
Boot Diagnostics	Enable with managed storage account (recommended)
Subnet	default(10.0.0.0/24)
Network security group	Basic
Public inbound ports	None
Specify domain or unit	No
Domain Join Type	Active Directory

Use the drop-down menus to select the answer choice that answers each question based on the information presented in the graphic.

NOTE: Each correct selection is worth one point.

Hot Area:

What is the maximum number of concurrent user sessions for the host pool?

5
10
15
30
50
150

Where will the first five user sessions be created?

On five different session hosts
On the same session host
On three different session hosts

Correct Answer:

What is the maximum number of concurrent user sessions for the host pool?

5
10
15
30
50
150

Where will the first five user sessions be created?

On five different session hosts
On the same session host
On three different session hosts

Box 1: 50 -
Max session limit is set to 10.
This is the maximum number of concurrent sessions on a host. For depth-first, once a VM hits 10 users, then the next VM will begin accepting users.
There are 5 VMs, so the maximum number of concurrent user sessions is 50 (10x5).

Box 2: On the same session host -
The load balancing algorithm is set to depth-first.
The five user sessions will be created on the first session host.
Note: Depth-first load balancing allows you to saturate a session host with user sessions in a host pool. Once the first session host reaches its session limit threshold, the load balancer directs any new user connections to the next session host in the host pool until it reaches its limit, and so on.
Reference:
<https://docs.microsoft.com/en-us/azure/virtual-desktop/host-pool-load-balancing> <https://deviceadvice.io/2021/03/30/how-to-create-pooled-shared-windows-virtual-desktop-environment/>

You have an Azure Virtual Desktop host pool that runs Windows 10 Enterprise multi-session.

You need to configure automatic scaling of the host pool to meet the following requirements:

- ☞ Distribute new user sessions across all running session hosts.
- ☞ Automatically start a new session host when concurrent user sessions exceed 30 users per host.

What should you include in the solution?

- A. an Azure Automation account and the depth-first load balancing algorithm
- B. an Azure Automation account and the breadth-first load balancing algorithm
- C. an Azure load balancer and the breadth-first load balancing algorithm
- D. an Azure load balancer and the depth-first load balancing algorithm

Correct Answer: B

Reference:

<https://docs.microsoft.com/en-us/azure/virtual-desktop/host-pool-load-balancing> <https://docs.microsoft.com/en-us/azure/virtual-desktop/configure-host-pool-load-balancing>

Community vote distribution

B (75%)

C (25%)

HOTSPOT -

You have an Azure Virtual Desktop deployment that contains a host pool named Pool1. Pool1 contains two session hosts. Pool1 is configured as shown in the following exhibit.

Name

Pool1

Configuration

Personal desktop

Yes

No

Start VM on connect ⓘ



No



Yes

Validation environment ⓘ



No



Yes

Friendly name



Description

Created through the Azure Virtual Desktop extension



Load balancing algorithm ⓘ

Depth-first



Max session limit ⓘ

5



Use the drop-down menus to select the answer choice that completes each statement based on the information presented in the graphic.

NOTE: Each correct selection is worth one point.

Hot Area:

Answer Area

Service updates will be applied to Pool1 [answer choice].

▼

as soon as the updates are released
once every 30 days
once the updates are generally available

New user connections will be [answer choice].

▼

connected to the session host that has the highest number of existing connections and has not reached the maximum session limit
evenly distributed across all available hosts
rejected once five sessions are established

Correct Answer:

Answer Area

You have an Azure Virtual Desktop host pool named Pool1 and an Azure Automation account named Account1. Pool1 is integrated with an Azure Active Directory Domain Services (Azure AD DS) managed domain named contoso.com.

You plan to configure scaling for Pool1 by using Azure Automation runbooks.

You need to authorize the runbooks to manage the scaling of Pool1. The solution must minimize administrative effort.

What should you configure?

- A. a managed identity in Azure Active Directory (Azure AD)
- B. a group Managed Service Account (gMSA) in Azure AD DS
- C. a Connections shared resource in Azure Automation
- D. a Run As account in Azure Automation

Correct Answer: D

Reference:
<https://docs.microsoft.com/en-us/azure/virtual-desktop/set-up-scaling-script>

Community vote distribution

A (55%)

D (45%)

You have an Azure Virtual Desktop host pool named Pool1 that runs Windows 10 Enterprise multi-session hosts. You need to use Performance Monitor to troubleshoot a low frame quality issue that is affecting a current use session to Pool1. What should you run to retrieve the user session ID?

- A. Get-ComputerInfo
- B. qwinsta
- C. whoami
- D. Get-LocalUser

Correct Answer: B

Reference:

<https://docs.microsoft.com/en-us/azure/virtual-desktop/troubleshoot-vm-configuration>

Community vote distribution

B (100%)

You have an Azure subscription that contains the resources shown in the following table.

Name	Description
WVDVM-0	A virtual machine used in a pooled virtual machine set
share1	An Azure file share that stores FSLogix profile containers
Image1	A custom Windows 10 image in a shared image gallery
Image2	A custom Windows Server 2019 image stored in Azure Blob storage

Which resources can you back up by using Azure Backup?

- A. WVDVM-0 and share1 only
- B. WVDVM-0 only
- C. WVDVM-0, Image1, and Image2 only
- D. WVDVM-0, share1, and Image1 only
- E. WVDVM-0, share1, Image1, and Image2

Correct Answer: A

Reference:

<https://docs.microsoft.com/en-us/azure/backup/backup-afs>

<https://docs.microsoft.com/en-us/azure/backup/backup-azure-vms-introduction>

Community vote distribution

A (100%)

DRAG DROP -

You have an Azure Virtual Desktop host pool named Pool1. Pool1 contains session hosts that use FSLogix profile containers hosted in Azure NetApp Files volumes.

You need to back up profile files by using snapshots.

Which three actions should you perform in sequence? To answer, move the appropriate actions from the list of actions to the answer area and arrange them in the correct order.

Select and Place:

Actions

Create an Azure NetApp account.

Register the NetApp Resource Provider.

Register the Azure NetApp snapshot policy feature.

Create a snapshot policy.

Apply a snapshot policy to a volume.

Answer Area**Correct Answer:****Actions**

Create an Azure NetApp account.

Register the NetApp Resource Provider.

Register the Azure NetApp snapshot policy feature.

Create a snapshot policy.

Apply a snapshot policy to a volume.

Answer Area

Register the Azure NetApp snapshot policy feature.



Create a snapshot policy.



Apply a snapshot policy to a volume.



Reference:

<https://docs.microsoft.com/en-us/azure/azure-netapp-files/azure-netapp-files-manage-snapshots>

You have an Azure Virtual Desktop deployment.

You deploy and configure Azure Virtual Desktop in a secondary location.

You plan to perform a test failover to the secondary location, but discover existing user sessions to the primary location.

You need to sign out users from the session hosts in the primary location.

Which PowerShell cmdlet should you run?

- A. Invoke-RdsUserSessionLogoff
- B. Remove-AzWvdUserSession
- C. Invoke-RestMethod
- D. Remove-Alias

Correct Answer: *B*

Reference:
<https://docs.microsoft.com/en-us/azure/virtual-desktop/disaster-recovery>

Community vote distribution

B (100%)

You have an Azure Virtual Desktop deployment.

You use the Start/Stop VMs during off-hours feature in Azure.

You need to configure which virtual machines must never be stopped by the solution.

What should you configure?

- A. the Diagnostic settings of the host pool
- B. the Start-Stop-VM task
- C. an Azure Automation account variable
- D. an action group

Correct Answer: *C*

Reference:
<https://docs.microsoft.com/en-us/azure/automation/automation-solution-vm-management> <https://docs.microsoft.com/en-us/azure/automation/automation-solution-vm-management-enable>

Community vote distribution

C (100%)

You have an Azure Virtual Desktop host pool in the US East Azure region.
You need to ensure that the host pool can fail over to the US West Azure region.
What should you do first?

- A. Create a Recovery Services vault.
- B. Create a virtual machine snapshot of each session host.
- C. Create an Azure Storage account that uses geo-redundant storage (GRS).
- D. Create a new host pool.

Correct Answer: A

Reference:

<https://docs.microsoft.com/en-us/azure/site-recovery/azure-to-azure-tutorial-enable-replication>

Community vote distribution

A (100%)

Note: This question is part of a series of questions that present the same scenario. Each question in the series contains a unique solution that might meet the stated goals. Some question sets might have more than one correct solution, while others might not have a correct solution. After you answer a question in this section, you will NOT be able to return to it. As a result, these questions will not appear in the review screen.

You have an Azure Virtual Desktop host pool that runs Windows 10 Enterprise multi-session.
User sessions are load-balanced between the session hosts. Idle session timeout is 30 minutes.
You plan to shut down a session host named Host1 to perform routine maintenance.
You need to prevent new user sessions to Host1 without disconnecting active user sessions.
Solution: From the host pool, you change the Drain mode of Host1.
Does this meet the goal?

- A. Yes
- B. No

Correct Answer: A

Reference:

<https://docs.microsoft.com/en-us/azure/virtual-desktop/drain-mode>

Community vote distribution

A (100%)

Note: This question is part of a series of questions that present the same scenario. Each question in the series contains a unique solution that might meet the stated goals. Some question sets might have more than one correct solution, while others might not have a correct solution. After you answer a question in this section, you will NOT be able to return to it. As a result, these questions will not appear in the review screen.

You have an Azure Virtual Desktop host pool that runs Windows 10 Enterprise multi-session.

User sessions are load-balanced between the session hosts. Idle session timeout is 30 minutes.

You plan to shut down a session host named Host1 to perform routine maintenance.

You need to prevent new user sessions to Host1 without disconnecting active user sessions.

Solution: From the properties of the virtual machine of Host1, you enable just-in-time (JIT) VM access.

Does this meet the goal?

A. Yes

B. No

Correct Answer: B

Reference:

<https://docs.microsoft.com/en-us/azure/virtual-desktop/drain-mode>

Community vote distribution

B (100%)

Note: This question is part of a series of questions that present the same scenario. Each question in the series contains a unique solution that might meet the stated goals. Some question sets might have more than one correct solution, while others might not have a correct solution. After you answer a question in this section, you will NOT be able to return to it. As a result, these questions will not appear in the review screen.

You have an Azure Virtual Desktop host pool that runs Windows 10 Enterprise multi-session.

User sessions are load-balanced between the session hosts. Idle session timeout is 30 minutes.

You plan to shut down a session host named Host1 to perform routine maintenance.

You need to prevent new user sessions to Host1 without disconnecting active user sessions.

Solution: From the host pool, you remove Host1 from the session host list.

Does this meet the goal?

A. Yes

B. No

Correct Answer: B

Reference:

<https://docs.microsoft.com/en-us/azure/virtual-desktop/drain-mode>

Community vote distribution

B (100%)

You have an Azure Virtual Desktop deployment.
You plan to implement the Start/Stop VMs during off-hours feature.
You need to ensure that you can stop the session hosts automatically based on the CPU utilization.
What should you do on the session hosts?

- A. Install the Azure Virtual Desktop Agent
- B. Enable change tracking
- C. Configure the Power Management settings
- D. Configure the Diagnostic settings

Correct Answer: *D*

Reference:

<https://docs.microsoft.com/en-us/azure/virtual-desktop/azure-monitor>

You have an Azure Virtual Desktop host pool in the East US region.
You need to implement a disaster recovery solution that meets the following requirements:

- ☞ If users cannot connect to the Azure Virtual Desktop resources in the East US region, the users must be able to connect to the equivalent resources in the West US region.
- ☞ Users must connect to the Azure Virtual Desktop resources in either the East US or the West US region by selecting a single icon in the Remote Desktop client
- ☞ In the event of a disaster, failover between the Azure regions must be initiated manually by an administrator.
- ☞ Failover times must be minimized.

What should you do?

- A. Configure a shared image gallery that has replicas in the East US and West US regions
- B. Create new session hosts in the West US region and add the session hosts to an existing host pool
- C. Create an additional host pool in the West US region
- D. Enable Azure Site Recovery replication of the virtual machines to the West US region
- E. Enable Azure Backup to a Recovery Services vault in the West US region

Correct Answer: *CD*

Reference:

<https://docs.microsoft.com/en-us/azure/virtual-desktop/disaster-recovery>

Community vote distribution

CD (67%)

C (33%)

You have an Azure Virtual Desktop deployment.

You need to monitor the deployment by using the Azure Virtual Desktop Insights solution in Azure Monitor.

What should you use as the Diagnostic settings destination for the host pool?

- A. Event hub
- B. Log Analytics workspace
- C. Storage account

Correct Answer: B

Reference:

<https://docs.microsoft.com/en-us/azure/virtual-desktop/azure-monitor>

Community vote distribution

B (100%)

You have an Azure Virtual Desktop deployment.

In Azure Advisor, you discover the following recommendation related to Azure Virtual Desktop:

- 🔗 Impact: Medium
- 🔗 Description: No validation environment enabled
- 🔗 Potential Benefit: Ensure business continuity through AVD service deployments
- 🔗 Impacted Resource: 1 Host Pool

What can you validate by implementing the recommendations?

- A. Security settings of Azure Virtual Desktop
- B. Capacity requirements of session hosts
- C. Azure Site Recovery failover of the session hosts
- D. Preview features for Azure Virtual Desktop

Correct Answer: C

Reference:

<https://docs.microsoft.com/en-us/azure/virtual-desktop/azure-advisor-recommendations> <https://docs.microsoft.com/en-us/azure/virtual-desktop/disaster-recovery>

Community vote distribution

D (100%)

You have an Azure Virtual Desktop host pool.
You add a French language pack to each session host in the host pool.
Several days later, users report that English displays when they connect to Azure Virtual Desktop.
After an investigation, you discover that the French language pack was removed, and the session hosts reverted to English.
You need to ensure that the French language pack is always available on the session hosts.
What should you do?

- A. Configure the international settings on each host
- B. Assign a default time zone on each host
- C. Apply a Group Policy setting to disable the Time & language settings
- D. Apply a Group Policy setting that blocks the cleanup of unused language packs

Correct Answer: C

Community vote distribution

D (100%)

HOTSPOT -

You have an Azure Virtual Desktop deployment.

You are configuring the outbound firewall settings for the host pool.

Which outbound URL and outbound port should you configure to ensure that the host machines maintain Windows activation? To answer, select the appropriate options in the answer area.

NOTE: Each correct selection is worth one point.

Hot Area:

Answer Area

Outbound URL:

	▼
*.wvd.microsoft.us	
*eh.servicebus.windows.net	
gcs.prod.monitoring.core.windows.net	
kms.core.windows.net	

Outbound port:

	▼
80	
389	
443	
1688	

Answer Area

Outbound URL:

	▼
*.wvd.microsoft.us	
*eh.servicebus.windows.net	
gcs.prod.monitoring.core.windows.net	
kms.core.windows.net	

Correct Answer:

Outbound port:

	▼
80	
389	
443	
1688	

Reference:
<https://docs.microsoft.com/en-us/azure/virtual-desktop/safe-url-list>

Your network contains an on-premises Active Directory domain named contoso.com that syncs to an Azure Active Directory (Azure AD) tenant. You have an Azure Virtual Desktop host pool named Pool1 that has the following settings:

- Host pool name: Pool1
- Host pool type: Personal
- Load balancing algorithm: Breadth-first

Number of VMs: 3 -

▪

The session hosts have the following configurations:

- Image used to create the virtual machines: Windows 10 Enterprise
- Virtual machines domain-joined to: On-premises contoso.com domain

You need to ensure that you can use Microsoft EndPoint Manager to manage security update on the session hosts. What should you do?

- A. Create Windows 10 Enterprise multi-session images
- B. Configure the session hosts as hybrid Azure AD-joined
- C. Change Host pool type to Pooled
- D. Change Load balancing algorithm to Depth-first

Correct Answer: A

Reference:

<https://docs.microsoft.com/en-us/mem/intune/fundamentals/azure-virtual-desktop-multi-session>

Community vote distribution

B (100%)

You have an Azure subscription that contains the resources shown in the following table.

Name	Description
AVDVM-0	A virtual machine used in a pooled virtual machine set
share1	An Azure file share that stores FSLogix profile containers
Image1	A custom Windows 10 image in a shared image gallery
Image2	A custom Windows Server 2019 image stored in Azure Blob storage

You create a recovery services vault named Vault1.

Which resources can you back up using Azure Backup to Vault1?

- A. AVDVM-0 only
- B. AVDVM-0 and share1 only
- C. AVDVM-0, Image1, and Image2 only
- D. AVDVM-0, share1, and Image1 only
- E. AVDVM-0, share1, Image1, and Image2

Correct Answer: E

Reference:

<https://www.techrepublic.com/article/how-to-create-a-backup-recovery-service-with-microsoft-azure/>

Community vote distribution

ש (/ ו / ט)

L (22/10)

Note: This question is part of a series of questions that present the same scenario. Each question in the series contains a unique solution that might meet the stated goals. Some question sets might have more than one correct solution, while others might not have a correct solution.

After you answer a question in this section, you will NOT be able to return to it. As a result, these questions will not appear in the review screen.

You have an Azure Virtual Desktop host pool that runs Windows 10 Enterprise multi-session.

User sessions are load-balanced between the session hosts. Idle session timeout is 30 minutes.

You plan to shut down a session host named Host1 to perform routine maintenance.

You need to prevent new user sessions to Host1 without disconnecting active user sessions.

Solution: From the properties of the virtual machine of Host1, you configure the Auto-shutdown settings.

Does this meet the goal?

- A. Yes
- B. No

Correct Answer: *B*

Reference:

<https://docs.microsoft.com/en-us/azure/virtual-desktop/drain-mode>

Community vote distribution

B (100%)

HOTSPOT -

You have an Azure subscription.

You plan to deploy an Azure Virtual Desktop solution to the East US Azure region. The solution will contain the resources shown in the following table.

Type	Name	Description
Azure storage account	storage1	Contains a share named Profiles
Host pool	HostPool1	Stores user profiles in the Profiles share

You need to recommend a business continuity solution that meets the following requirements:

* Users must be able to connect to HostPool1 if a datacenter in the East US region fails.

* Costs must be minimized.

What should you include in the recommendation for each resource? To answer, select the appropriate options in the answer area.

NOTE: Each correct selection is worth one point.

Hot Area:

Answer Area

HostPool1:

▼

Availability zones

Azure Backup

Azure Site Recovery

Azure Traffic Manager

storage1:

▼

Geo-redundant storage (GRS)

Geo-zone-redundant storage (GZRS)

Locally-redundant storage (LRS)

Zone-redundant storage (ZRS)

Answer Area

Correct Answer:

HostPool1:

▼

Availability zones

Azure Backup

Azure Site Recovery

Azure Traffic Manager

storage1:

▼

Geo-redundant storage (GRS)

Geo-zone-redundant storage (GZRS)

Locally-redundant storage (LRS)

Zone-redundant storage (ZRS)

Box 1: Azure Site Recovery -

For personal host pools with dedicated VMs, replicate VMs using Azure Site Recovery to another region.

Box 2: Geo-redundant Storage (GRS)

You can configure and deploy Azure resources across multiple regions in either active-active or active-passive configurations. These configurations are typically found in shared host pools.

Geo-redundant storage -

Geo-redundant storage (GRS) copies your data synchronously three times within a single physical location in the primary region using LRS. It then copies your data asynchronously to a single physical location in a secondary region that is hundreds of miles away from the primary region. GRS offers durability for storage resources of at least 99.99999999999999% (16 9's) over a given year.

Incorrect:

* Geo-zone-redundant storage is more expensive compared to GRS

Geo-zone-redundant storage (GZRS) combines the high availability provided by redundancy across availability zones with protection from regional outages provided by geo-replication. Data in a GZRS storage account is copied across three Azure availability zones in the primary region and is also replicated to a secondary geographic region for protection from regional disasters. Microsoft recommends using GZRS for applications requiring maximum consistency, durability, and availability, excellent performance, and resilience for disaster recovery.

Azure Storage offers two options for how your data is replicated in the primary region:

* Locally redundant storage (LRS) copies your data synchronously three times within a single physical location in the primary region. LRS is the least expensive replication option, but isn't recommended for applications requiring high availability or durability.

* Zone-redundant storage (ZRS) copies your data synchronously across three Azure availability zones in the primary region. For applications requiring high availability, Microsoft recommends using ZRS in the primary region, and also replicating to a secondary region.*

Reference:

<https://docs.microsoft.com/en-us/azure/virtual-desktop/disaster-recovery-concepts> <https://docs.microsoft.com/en-us/azure/storage/common/storage-redundancy#geo-redundant-storage>

You have an Azure subscription that contains the resources shown in the following table.

Name	Type	Description
Account1	Azure NetApp Files account	Contains Cpool1
CPool1	Capacity pool	Contains Volume1
Volume1	Volume	None
AVDPool1	Azure Virtual Desktop host pool	Configured to store FSLogix user profiles in Account1

You need to ensure that users can restore files saved to their FSLogix profile.

What should you do?

- A. From the CPool1 blade in the Azure portal, create a new volume.
- B. From the Azure portal, create an Azure Backup vault and a backup policy.
- C. From the Volume1 blade in the Azure portal, create a snapshot policy.
- D. From the Azure portal, create a Recovery Services vault and a backup policy.

Correct Answer: D

For personal host pools, your disaster recovery strategy should involve replicating your resources to a secondary region using Azure Site Recovery Services Vault. If your primary region goes down during a disaster, Azure Site Recovery can fail over and turn on the resources in your secondary region. Protecting Windows Virtual Desktops Session Hosts Using Azure Recovery Services Vault.to allow you to protect WVD Session Hosts while using Persistent Desktop scenarios, where backups are important since data may reside in the virtual machine itself. This also very important on some types for regulatory compliance scenarios, where for example you're required to keep the user's data for X amount of time. To configuring backup with the Azure Service called Backup and Site Recovery(OMS) provides the backup/snapshot infrastructure for VMs in Azure.

Reference:
<https://docs.microsoft.com/en-us/azure/virtual-desktop/disaster-recovery-concepts> <https://paulomarquesc.github.io/Backing-up-Session-Hosts-Using-Azure-Recovery-Services-Vault/>

Community vote distribution

C (82%)

D (18%)

Introductory Info

Case study -

This is a case study. Case studies are not timed separately. You can use as much exam time as you would like to complete each case. However, there may be additional case studies and sections on this exam. You must manage your time to ensure that you are able to complete all questions included on this exam in the time provided.

To answer the questions included in a case study, you will need to reference information that is provided in the case study. Case studies might contain exhibits and other resources that provide more information about the scenario that is described in the case study. Each question is independent of the other questions in this case study.

At the end of this case study, a review screen will appear. This screen allows you to review your answers and to make changes before you move to the next section of the exam. After you begin a new section, you cannot return to this section.

To start the case study -

To display the first question in this case study, click the Next button. Use the buttons in the left pane to explore the content of the case study before you answer the questions. Clicking these buttons displays information such as business requirements, existing environment, and problem statements. If the case study has an All Information tab, note that the information displayed is identical to the information displayed on the subsequent tabs. When you are ready to answer a question, click the Question button to return to the question.

Overview -

Contoso, Ltd. is a law firm that has a main office in Montreal and branch offices in Paris and Seattle. The Seattle branch office opened recently. Contoso has an Azure subscription and uses Microsoft 365.

Existing Infrastructure. Active Directory

The network contains an on-premises Active Directory domain named contoso.com and an Azure Active Directory (Azure AD) tenant. One of the domain controllers runs as an Azure virtual machine and connects to a virtual network named VNET1. All internal name resolution is provided by DNS server that run on the domain controllers.

The on-premises Active Directory domain contains the organizational units (OUs) shown in the following table.

Name	Description
MontrealUsers	An OU for all the users in the Montreal office: The OU syncs to Azure AD by using Azure AD Connect.
ParisUsers	An OU for all the users in the Paris office: The OU syncs to Azure AD by using Azure AD Connect.
SeattleUsers	An OU for all the users in the Seattle office: The OU does NOT sync to Azure AD.

The on-premises Active Directory domain contains the users shown in the following table.

Name	Container	Member of
Operator1	Users	Domain Admins
Operator2	MontrealUsers	Users
Operator3	SeattleUsers	Server Operators

The Azure AD tenant contains the cloud-only users shown in the following table.

Name	Role
Admin1	Virtual Machine Contributor
Admin2	Desktop Virtualization Contributor
Admin3	Desktop Virtualization Session Host Operator
Admin4	Desktop Virtualization Host Pool Contributor

Existing Infrastructure. Network Infrastructure

All the Azure virtual networks are peered. The on-premises network connects to the virtual networks.

A virtual network named VNET4 was recently created and is peered to the other virtual networks. VNET4 does NOT contain any AVD virtual machines.

All servers run Windows Server 2019. All laptops and desktop computers run Windows 10 Enterprise.

Since users often work on confidential documents, all the users use their computer as a client for connecting to Remote Desktop Services (RDS).

In the West US Azure region, you have the storage accounts shown in the following table.

Name	Account kind	Performance
storage1	StorageV2	Standard
storage2	StorageV2	Premium
storage3	BlobStorage	Standard
storage4	StorageV1	Premium

Existing Infrastructure. Remote Desktop Infrastructure

Contoso has a Remote Desktop infrastructure shown in the following table.

Office	Description
Montreal	A Windows Virtual Desktop deployment that runs Windows 10 Enterprise multi-session hosts. The deployment contains the following: <ul style="list-style-type: none">• A host pool named Pool1• An application group named Group1• A workspace named Workspace1• Virtual machines that have a prefix of Pool1
Seattle	An on-premises virtual machine-based RDS deployment that has personal desktops. The personal desktop virtual machines have a prefix of Pool2.
Paris	An on-premises virtual machine-based RDS deployment that has pooled desktops. The pooled desktop virtual machines have a prefix of Pool3. User profile disks are used to preserve the user state.

Requirements. Planned Changes -

Contoso plans to implement the following changes:

Implement FSLogix profile containers for the Paris offices.

Deploy an Azure Virtual Desktop host pool named Pool4.

Migrate the RDS deployment in the Seattle office to Azure Virtual Desktop in the West US Azure region.

Requirements. Pool4 Configuration

Pool4 will have the following settings:

Host pool type: Pooled

Max session limit: 7

Load balancing algorithm: Depth-first

Images: Windows 10 Enterprise multi-session

Virtual machine size: Standard D2s v3

Name prefix: Pool4

Number of VMs: 5

Virtual network: VNET4

Requirements. Technical Requirements

Contoso identifies the following technical requirements:

Before migrating the RDS deployment in the Seattle office, obtain the recommended deployment configuration based on the current RDS utilization.

For the Azure Virtual Desktop deployment in the Montreal office, disable audio output in the device redirection settings.

For the Azure Virtual Desktop deployment in the Seattle office, store the FSLogix profile containers in Azure Storage.

Enable Operator2 to modify the RDP Properties of the Azure Virtual Desktop deployment in the Montreal office.

From a server named Server1, convert the user profile clicks to the FSLogix profile containers.

Ensure that the Pool1 virtual machines only run during business hours.

Use the principle of least privilege.

Question

DRAG DROP -

You need to evaluate the RDS deployment in the Seattle office. The solution must meet the technical requirements.

Which three actions should you perform in sequence? To answer, move the appropriate actions from the list of actions to the answer area and

arrange them in the correct order.

Select and Place:

Actions

Create a project in Azure Migrate.

Register the Lakeside tool with Azure Migrate.

Add the Azure Advisor recommendation digest.

Install agents on the virtual machines that have the Pool3 prefix.

Install agents on the virtual machines that have the Pool2 prefix.

Create a Recovery Service vault.

Answer Area



Correct Answer:

Actions

Create a project in Azure Migrate.

Register the Lakeside tool with Azure Migrate.

Add the Azure Advisor recommendation digest.

Install agents on the virtual machines that have the Pool3 prefix.

Install agents on the virtual machines that have the Pool2 prefix.

Create a Recovery Service vault.

Answer Area

Create a project in Azure Migrate.

Register the Lakeside tool with Azure Migrate.

Install agents on the virtual machines that have the Pool2 prefix.



Reference:

<https://docs.microsoft.com/en-us/azure/cloud-adoption-framework/migrate/azure-best-practices/contoso-migration-rds-to-wvd>

Introductory Info

Case study -

This is a case study. Case studies are not timed separately. You can use as much exam time as you would like to complete each case. However, there may be additional case studies and sections on this exam. You must manage your time to ensure that you are able to complete all questions included on this exam in the time provided.

To answer the questions included in a case study, you will need to reference information that is provided in the case study. Case studies might contain exhibits and other resources that provide more information about the scenario that is described in the case study. Each question is independent of the other questions in this case study.

At the end of this case study, a review screen will appear. This screen allows you to review your answers and to make changes before you move to the next section of the exam. After you begin a new section, you cannot return to this section.

To start the case study -

To display the first question in this case study, click the Next button. Use the buttons in the left pane to explore the content of the case study before you answer the questions. Clicking these buttons displays information such as business requirements, existing environment, and problem statements. If the case study has an All Information tab, note that the information displayed is identical to the information displayed on the subsequent tabs. When you are ready to answer a question, click the Question button to return to the question.

Overview -

Litware, Inc. is a pharmaceutical company that has a main office in Boston, United States, and a remote office in Chennai, India.

Existing Environment. Identity Environment

The network contains an on-premises Active Directory domain named litware.com that syncs to an Azure Active Directory (Azure AD) tenant named litware.com.

The Azure AD tenant contains the users shown in the following table.

Name	Description
Admin1	A directory-synced user that is a local administrator on all the computers joined to the on-premises Active Directory domain.
Admin2	A cloud-only user that is unassigned to roles.
CloudAdmin1	A cloud-only user that is assigned the Global administrator role.

All users are registered for Azure Multi-Factor Authentication (MFA).

Existing Environment. Cloud Services

Litware has a Microsoft 365 E5 subscription associated to the Azure AD tenant. All users are assigned Microsoft 365 Enterprise E5 licenses.

Litware has an Azure subscription associated to the Azure AD tenant. The subscription contains the resources shown in the following table.

Name	Type	Location	Configuration
storage1	Storage account	East US	Storage (general purpose v1), Locally-redundant storage (LRS).
VM1	Virtual machine	East US	Joined to the on-premises Active Directory domain.

Litware uses custom virtual machine images and custom scripts to automatically provision Azure virtual machines and join the virtual machines to the on-premises

Active Directory domain.

Existing Environment. Network and DNS

The offices connect to each other by using a WAN link. Each office connects directly to the internet.

All DNS queries for internet hosts are resolved by using DNS servers in the Boston office, which point to root servers on the internet. The Chennai office has caching-only DNS servers that forward queries to the DNS servers in the Boston office.

Requirements. Planned Changes -

Litware plans to implement the following changes:

Deploy Azure Virtual Desktop environments to the East US Azure region for the users in the Boston office and to the South India Azure region for the users in the Chennai office.

Implement FSLogix profile containers.

Optimize the custom virtual machine images for the Azure Virtual Desktop session hosts.

Use PowerShell to automate the addition of virtual machines to the Azure Virtual Desktop host pools.

Requirements. Performance Requirements

Litware identifies the following performance requirements:

Minimize network latency of the Windows Virtual Desktop connections from the Boston and Chennai offices.

Minimize latency of the Windows Virtual Desktop host authentication in each Azure region.

Minimize how long it takes to sign in to the Windows Virtual Desktop session hosts.

▪

Requirements. Authentication Requirements

Litware identifies the following authentication requirements:

Enforce Azure MFA when accessing Azure Virtual Desktop apps.

Force users to reauthenticate if their Azure Virtual Desktop session lasts more than eight hours.

Requirements. Security Requirements

Litware identifies the following security requirements:

Explicitly allow traffic between the Azure Virtual Desktop session hosts and Microsoft 365.

Explicitly allow traffic between the Azure Virtual Desktop session hosts and the Azure Virtual Desktop infrastructure.

Use built-in groups for delegation.

Delegate the management of app groups to Admin2, including the ability to publish app groups to users and user groups.

Grant Admin1 permissions to manage workspaces, including listing which apps are assigned to the app groups.

Minimize administrative effort to manage network security.

Use the principle of least privilege.

Requirements. Deployment Requirements

Litware identifies the following deployment requirements:

Use PowerShell to generate the token used to add the virtual machines as session hosts to an Azure Virtual Desktop host pool.

Minimize how long it takes to provision the Azure Virtual Desktop session hosts based on the custom virtual machine images.

Whenever possible, preinstall agents and apps in the custom virtual machine images.

User Profile Requirements -

Litware identifies the following user profile requirements:

In storage1, store user profiles for the Boston office users.

Ensure that the user profiles for the Boston office users replicate synchronously between two Azure regions.

Ensure that Admin1 uses a local profile only when signing in to the Azure Virtual Desktop session hosts.

Question

You need to recommend an authentication solution that meets the performance requirements.

Which two actions should you include in the recommendation? Each correct answer presents part of the solution.

NOTE: Each correct selection is worth one point.

A. Configure identity for all the session hosts.

B. In each Azure region that will contain the Azure Virtual Desktop session hosts, create an Azure Active Directory Domain Service (Azure AD DS) managed domain.

C. Deploy domain controllers for the on-premises Active Directory domain on Azure virtual machines to the new sites.

D. Deploy read-only domain controllers (RODCs) on Azure virtual machines to the new sites.

E. In each Azure region that will contain the Azure Virtual Desktop session hosts, create an Active Directory site.

Correct Answer: CE

Community vote distribution

CE (100%)

Introductory Info

Case study -

This is a case study. Case studies are not timed separately. You can use as much exam time as you would like to complete each case. However, there may be additional case studies and sections on this exam. You must manage your time to ensure that you are able to complete all questions included on this exam in the time provided.

To answer the questions included in a case study, you will need to reference information that is provided in the case study. Case studies might contain exhibits and other resources that provide more information about the scenario that is described in the case study. Each question is independent of the other questions in this case study.

At the end of this case study, a review screen will appear. This screen allows you to review your answers and to make changes before you move to the next section of the exam. After you begin a new section, you cannot return to this section.

To start the case study -

To display the first question in this case study, click the Next button. Use the buttons in the left pane to explore the content of the case study before you answer the questions. Clicking these buttons displays information such as business requirements, existing environment, and problem statements. If the case study has an All Information tab, note that the information displayed is identical to the information displayed on the subsequent tabs. When you are ready to answer a question, click the Question button to return to the question.

Overview -

Litware, Inc. is a pharmaceutical company that has a main office in Boston, United States, and a remote office in Chennai, India.

Existing Environment. Identity Environment

The network contains an on-premises Active Directory domain named litware.com that syncs to an Azure Active Directory (Azure AD) tenant named litware.com.

The Azure AD tenant contains the users shown in the following table.

Name	Description
Admin1	A directory-synced user that is a local administrator on all the computers joined to the on-premises Active Directory domain.
Admin2	A cloud-only user that is unassigned to roles.
CloudAdmin1	A cloud-only user that is assigned the Global administrator role.

All users are registered for Azure Multi-Factor Authentication (MFA).

Existing Environment. Cloud Services

Litware has a Microsoft 365 E5 subscription associated to the Azure AD tenant. All users are assigned Microsoft 365 Enterprise E5 licenses.

Litware has an Azure subscription associated to the Azure AD tenant. The subscription contains the resources shown in the following table.

Name	Type	Location	Configuration
storage1	Storage account	East US	Storage (general purpose v1), Locally-redundant storage (LRS).
VM1	Virtual machine	East US	Joined to the on-premises Active Directory domain.

Litware uses custom virtual machine images and custom scripts to automatically provision Azure virtual machines and join the virtual machines to the on-premises

Active Directory domain.

Existing Environment. Network and DNS

The offices connect to each other by using a WAN link. Each office connects directly to the internet.

All DNS queries for internet hosts are resolved by using DNS servers in the Boston office, which point to root servers on the internet. The Chennai office has caching-only DNS servers that forward queries to the DNS servers in the Boston office.

Requirements. Planned Changes -

Litware plans to implement the following changes:

Deploy Azure Virtual Desktop environments to the East US Azure region for the users in the Boston office and to the South India Azure region for the users in the Chennai office.

Implement FSLogix profile containers.

Optimize the custom virtual machine images for the Azure Virtual Desktop session hosts.

Use PowerShell to automate the addition of virtual machines to the Azure Virtual Desktop host pools.

Requirements. Performance Requirements

Litware identifies the following performance requirements:

Minimize network latency of the Windows Virtual Desktop connections from the Boston and Chennai offices.

Minimize latency of the Windows Virtual Desktop host authentication in each Azure region.
Minimize how long it takes to sign in to the Windows Virtual Desktop session hosts.

▪

Requirements. Authentication Requirements

Litware identifies the following authentication requirements:

Enforce Azure MFA when accessing Azure Virtual Desktop apps.

Force users to reauthenticate if their Azure Virtual Desktop session lasts more than eight hours.

Requirements. Security Requirements

Litware identifies the following security requirements:

Explicitly allow traffic between the Azure Virtual Desktop session hosts and Microsoft 365.

Explicitly allow traffic between the Azure Virtual Desktop session hosts and the Azure Virtual Desktop infrastructure.

Use built-in groups for delegation.

Delegate the management of app groups to Admin2, including the ability to publish app groups to users and user groups.

Grant Admin1 permissions to manage workspaces, including listing which apps are assigned to the app groups.

Minimize administrative effort to manage network security.

Use the principle of least privilege.

Requirements. Deployment Requirements

Litware identifies the following deployment requirements:

Use PowerShell to generate the token used to add the virtual machines as session hosts to an Azure Virtual Desktop host pool.

Minimize how long it takes to provision the Azure Virtual Desktop session hosts based on the custom virtual machine images.

Whenever possible, preinstall agents and apps in the custom virtual machine images.

User Profile Requirements -

Litware identifies the following user profile requirements:

In storage1, store user profiles for the Boston office users.

Ensure that the user profiles for the Boston office users replicate synchronously between two Azure regions.

Ensure that Admin1 uses a local profile only when signing in to the Azure Virtual Desktop session hosts.

Question

HOTSPOT -

You need to recommend a DNS infrastructure that meets the performance requirements.

What should you recommend? To answer, select the appropriate options in the answer area.

NOTE: Each correct selection is worth one point.

Hot Area:

Answer Area

For internet name resolution, modify the:

	▼
Caching configuration of DNS resolvers in the Boston office	
DNS resolvers in the Boston office to use the ISP’s DNS servers as forwarders	
DNS resolvers in the Chennai office to use the ISP’s DNS servers as forwarders	

To validate the round-trip time to Azure Virtual Desktop, use:

	▼
Virtual Desktop Optimization Tool	
Azure Virtual Desktop Experience Estimator	
Connection troubleshooting in Azure Network Watcher	

Correct Answer:

Answer Area

For internet name resolution, modify the:

Caching configuration of DNS resolvers in the Boston office

Topic 9 - Testlet 3

To validate the round-trip time to Azure Virtual Desktop, use:

Virtual Desktop Optimization Tool

Azure Virtual Desktop Experience Estimator

Connection troubleshooting in Azure Network Watcher

Reference:

<https://azure.microsoft.com/en-us/services/virtual-desktop/assessment/>

Introductory Info

Case study -

This is a case study. Case studies are not timed separately. You can use as much exam time as you would like to complete each case. However, there may be additional case studies and sections on this exam. You must manage your time to ensure that you are able to complete all questions included on this exam in the time provided.

To answer the questions included in a case study, you will need to reference information that is provided in the case study. Case studies might contain exhibits and other resources that provide more information about the scenario that is described in the case study. Each question is independent of the other questions in this case study.

At the end of this case study, a review screen will appear. This screen allows you to review your answers and to make changes before you move to the next section of the exam. After you begin a new section, you cannot return to this section.

To start the case study -

To display the first question in this case study, click the Next button. Use the buttons in the left pane to explore the content of the case study before you answer the questions. Clicking these buttons displays information such as business requirements, existing environment, and problem statements. If the case study has an All Information tab, note that the information displayed is identical to the information displayed on the subsequent tabs. When you are ready to answer a question, click the Question button to return to the question.

Overview -

Contoso, Ltd. is a law firm that has a main office in Montreal and branch offices in Paris and Seattle. The Seattle branch office opened recently. Contoso has an Azure subscription and uses Microsoft 365.

Existing Infrastructure. Active Directory

The network contains an on-premises Active Directory domain named contoso.com and an Azure Active Directory (Azure AD) tenant. One of the domain controllers runs as an Azure virtual machine and connects to a virtual network named VNET1. All internal name resolution is provided by DNS server that run on the domain controllers.

The on-premises Active Directory domain contains the organizational units (OUs) shown in the following table.

Name	Description
MontrealUsers	An OU for all the users in the Montreal office: The OU syncs to Azure AD by using Azure AD Connect.
ParisUsers	An OU for all the users in the Paris office: The OU syncs to Azure AD by using Azure AD Connect.
SeattleUsers	An OU for all the users in the Seattle office: The OU does NOT sync to Azure AD.

The on-premises Active Directory domain contains the users shown in the following table.

Name	Container	Member of
Operator1	Users	Domain Admins
Operator2	MontrealUsers	Users
Operator3	SeattleUsers	Server Operators

The Azure AD tenant contains the cloud-only users shown in the following table.

Name	Role
Admin1	Virtual Machine Contributor
Admin2	Desktop Virtualization Contributor
Admin3	Desktop Virtualization Session Host Operator
Admin4	Desktop Virtualization Host Pool Contributor

Existing Infrastructure. Network Infrastructure

All the Azure virtual networks are peered. The on-premises network connects to the virtual networks.

A virtual network named VNET4 was recently created and is peered to the other virtual networks. VNET4 does NOT contain any AVD virtual machines.

All servers run Windows Server 2019. All laptops and desktop computers run Windows 10 Enterprise.

Since users often work on confidential documents, all the users use their computer as a client for connecting to Remote Desktop Services (RDS).

In the West US Azure region, you have the storage accounts shown in the following table.

Name	Account kind	Performance
storage1	StorageV2	Standard
storage2	StorageV2	Premium
storage3	BlobStorage	Standard
storage4	StorageV1	Premium

Existing Infrastructure. Remote Desktop Infrastructure

Contoso has a Remote Desktop infrastructure shown in the following table.

Office	Description
Montreal	A Windows Virtual Desktop deployment that runs Windows 10 Enterprise multi-session hosts. The deployment contains the following: <ul style="list-style-type: none">• A host pool named Pool1• An application group named Group1• A workspace named Workspace1• Virtual machines that have a prefix of Pool1
Seattle	An on-premises virtual machine-based RDS deployment that has personal desktops. The personal desktop virtual machines have a prefix of Pool2.
Paris	An on-premises virtual machine-based RDS deployment that has pooled desktops. The pooled desktop virtual machines have a prefix of Pool3. User profile disks are used to preserve the user state.

Requirements. Planned Changes -

Contoso plans to implement the following changes:

Implement FSLogix profile containers for the Paris offices.

Deploy an Azure Virtual Desktop host pool named Pool4.

Migrate the RDS deployment in the Seattle office to Azure Virtual Desktop in the West US Azure region.

Requirements. Pool4 Configuration

Pool4 will have the following settings:

Host pool type: Pooled

Max session limit: 7

Load balancing algorithm: Depth-first

Images: Windows 10 Enterprise multi-session

Virtual machine size: Standard D2s v3

Name prefix: Pool4

Number of VMs: 5

Virtual network: VNET4

Requirements. Technical Requirements

Contoso identifies the following technical requirements:

Before migrating the RDS deployment in the Seattle office, obtain the recommended deployment configuration based on the current RDS utilization.

For the Azure Virtual Desktop deployment in the Montreal office, disable audio output in the device redirection settings.

For the Azure Virtual Desktop deployment in the Seattle office, store the FSLogix profile containers in Azure Storage.

Enable Operator2 to modify the RDP Properties of the Azure Virtual Desktop deployment in the Montreal office.

From a server named Server1, convert the user profile clicks to the FSLogix profile containers.

Ensure that the Pool1 virtual machines only run during business hours.

Use the principle of least privilege.

Question

HOTSPOT -

You are planning the deployment of Pool4.

What will be the maximum number of users that can connect to Pool4, and how many session hosts are needed to support five concurrent user sessions? To answer, select the appropriate options in the answer area.

NOTE: Each correct selection is worth one point.

Hot Area:

Answer Area

Number of users that can connect to Pool4:

<input type="text"/>	▼
5	
7	
15	
35	
70	

Number of session hosts to support five concurrent user sessions:

<input type="text"/>	▼
1	
2	
3	
4	
5	

Answer Area

Number of users that can connect to Pool4:

<input type="text"/>	▼
5	
7	
15	
35	
70	

Correct Answer:

Number of session hosts to support five concurrent user sessions:

<input type="text"/>	▼
1	
2	
3	
4	
5	

Introductory Info

Case study -

This is a case study. Case studies are not timed separately. You can use as much exam time as you would like to complete each case. However, there may be additional case studies and sections on this exam. You must manage your time to ensure that you are able to complete all questions included on this exam in the time provided.

To answer the questions included in a case study, you will need to reference information that is provided in the case study. Case studies might contain exhibits and other resources that provide more information about the scenario that is described in the case study. Each question is independent of the other questions in this case study.

At the end of this case study, a review screen will appear. This screen allows you to review your answers and to make changes before you move to the next section of the exam. After you begin a new section, you cannot return to this section.

To start the case study -

To display the first question in this case study, click the Next button. Use the buttons in the left pane to explore the content of the case study before you answer the questions. Clicking these buttons displays information such as business requirements, existing environment, and problem statements. If the case study has an All Information tab, note that the information displayed is identical to the information displayed on the subsequent tabs. When you are ready to answer a question, click the Question button to return to the question.

Overview -

Contoso, Ltd. is a law firm that has a main office in Montreal and branch offices in Paris and Seattle. The Seattle branch office opened recently. Contoso has an Azure subscription and uses Microsoft 365.

Existing Infrastructure. Active Directory

The network contains an on-premises Active Directory domain named contoso.com and an Azure Active Directory (Azure AD) tenant. One of the domain controllers runs as an Azure virtual machine and connects to a virtual network named VNET1. All internal name resolution is provided by DNS server that run on the domain controllers.

The on-premises Active Directory domain contains the organizational units (OUs) shown in the following table.

Name	Description
MontrealUsers	An OU for all the users in the Montreal office: The OU syncs to Azure AD by using Azure AD Connect.
ParisUsers	An OU for all the users in the Paris office: The OU syncs to Azure AD by using Azure AD Connect.
SeattleUsers	An OU for all the users in the Seattle office: The OU does NOT sync to Azure AD.

The on-premises Active Directory domain contains the users shown in the following table.

Name	Container	Member of
Operator1	Users	Domain Admins
Operator2	MontrealUsers	Users
Operator3	SeattleUsers	Server Operators

The Azure AD tenant contains the cloud-only users shown in the following table.

Name	Role
Admin1	Virtual Machine Contributor
Admin2	Desktop Virtualization Contributor
Admin3	Desktop Virtualization Session Host Operator
Admin4	Desktop Virtualization Host Pool Contributor

Existing Infrastructure. Network Infrastructure

All the Azure virtual networks are peered. The on-premises network connects to the virtual networks.

A virtual network named VNET4 was recently created and is peered to the other virtual networks. VNET4 does NOT contain any AVD virtual machines.

All servers run Windows Server 2019. All laptops and desktop computers run Windows 10 Enterprise.

Since users often work on confidential documents, all the users use their computer as a client for connecting to Remote Desktop Services (RDS).

In the West US Azure region, you have the storage accounts shown in the following table.

Name	Account kind	Performance
storage1	StorageV2	Standard
storage2	StorageV2	Premium
storage3	BlobStorage	Standard
storage4	StorageV1	Premium

Existing Infrastructure. Remote Desktop Infrastructure

Contoso has a Remote Desktop infrastructure shown in the following table.

Office	Description
Montreal	A Windows Virtual Desktop deployment that runs Windows 10 Enterprise multi-session hosts. The deployment contains the following: <ul style="list-style-type: none">• A host pool named Pool1• An application group named Group1• A workspace named Workspace1• Virtual machines that have a prefix of Pool1
Seattle	An on-premises virtual machine-based RDS deployment that has personal desktops. The personal desktop virtual machines have a prefix of Pool2.
Paris	An on-premises virtual machine-based RDS deployment that has pooled desktops. The pooled desktop virtual machines have a prefix of Pool3. User profile disks are used to preserve the user state.

Requirements. Planned Changes -

Contoso plans to implement the following changes:

Implement FSLogix profile containers for the Paris offices.

Deploy an Azure Virtual Desktop host pool named Pool4.

Migrate the RDS deployment in the Seattle office to Azure Virtual Desktop in the West US Azure region.

Requirements. Pool4 Configuration

Pool4 will have the following settings:

Host pool type: Pooled

Max session limit: 7

Load balancing algorithm: Depth-first

Images: Windows 10 Enterprise multi-session

Virtual machine size: Standard D2s v3

Name prefix: Pool4

Number of VMs: 5

Virtual network: VNET4

Requirements. Technical Requirements

Contoso identifies the following technical requirements:

Before migrating the RDS deployment in the Seattle office, obtain the recommended deployment configuration based on the current RDS utilization.

For the Azure Virtual Desktop deployment in the Montreal office, disable audio output in the device redirection settings.

For the Azure Virtual Desktop deployment in the Seattle office, store the FSLogix profile containers in Azure Storage.

Enable Operator2 to modify the RDP Properties of the Azure Virtual Desktop deployment in the Montreal office.

From a server named Server1, convert the user profile clicks to the FSLogix profile containers.

Ensure that the Pool1 virtual machines only run during business hours.

Use the principle of least privilege.

Question

You plan to implement the FSLogix profile containers for the Seattle office.

Which storage account should you use?

- A. storage2
- B. storage4
- C. storage3
- D. storage1

Correct Answer: A

Reference:
<https://docs.microsoft.com/en-us/azure/virtual-desktop/store-fslogix-profile>

Community vote distribution

D (93%)

7%

Introductory Info

Case study -

This is a case study. Case studies are not timed separately. You can use as much exam time as you would like to complete each case. However, there may be additional case studies and sections on this exam. You must manage your time to ensure that you are able to complete all questions included on this exam in the time provided.

To answer the questions included in a case study, you will need to reference information that is provided in the case study. Case studies might contain exhibits and other resources that provide more information about the scenario that is described in the case study. Each question is independent of the other questions in this case study.

At the end of this case study, a review screen will appear. This screen allows you to review your answers and to make changes before you move to the next section of the exam. After you begin a new section, you cannot return to this section.

To start the case study -

To display the first question in this case study, click the Next button. Use the buttons in the left pane to explore the content of the case study before you answer the questions. Clicking these buttons displays information such as business requirements, existing environment, and problem statements. If the case study has an All Information tab, note that the information displayed is identical to the information displayed on the subsequent tabs. When you are ready to answer a question, click the Question button to return to the question.

Overview -

Contoso, Ltd. is a law firm that has a main office in Montreal and branch offices in Paris and Seattle. The Seattle branch office opened recently. Contoso has an Azure subscription and uses Microsoft 365.

Existing Infrastructure. Active Directory

The network contains an on-premises Active Directory domain named contoso.com and an Azure Active Directory (Azure AD) tenant. One of the domain controllers runs as an Azure virtual machine and connects to a virtual network named VNET1. All internal name resolution is provided by DNS server that run on the domain controllers.

The on-premises Active Directory domain contains the organizational units (OUs) shown in the following table.

Name	Description
MontrealUsers	An OU for all the users in the Montreal office: The OU syncs to Azure AD by using Azure AD Connect.
ParisUsers	An OU for all the users in the Paris office: The OU syncs to Azure AD by using Azure AD Connect.
SeattleUsers	An OU for all the users in the Seattle office: The OU does NOT sync to Azure AD.

The on-premises Active Directory domain contains the users shown in the following table.

Name	Container	Member of
Operator1	Users	Domain Admins
Operator2	MontrealUsers	Users
Operator3	SeattleUsers	Server Operators

The Azure AD tenant contains the cloud-only users shown in the following table.

Name	Role
Admin1	Virtual Machine Contributor
Admin2	Desktop Virtualization Contributor
Admin3	Desktop Virtualization Session Host Operator
Admin4	Desktop Virtualization Host Pool Contributor

Existing Infrastructure. Network Infrastructure

All the Azure virtual networks are peered. The on-premises network connects to the virtual networks.

A virtual network named VNET4 was recently created and is peered to the other virtual networks. VNET4 does NOT contain any AVD virtual machines.

All servers run Windows Server 2019. All laptops and desktop computers run Windows 10 Enterprise.

Since users often work on confidential documents, all the users use their computer as a client for connecting to Remote Desktop Services (RDS).

In the West US Azure region, you have the storage accounts shown in the following table.

Name	Account kind	Performance
storage1	StorageV2	Standard
storage2	StorageV2	Premium
storage3	BlobStorage	Standard
storage4	StorageV1	Premium

Existing Infrastructure. Remote Desktop Infrastructure

Contoso has a Remote Desktop infrastructure shown in the following table.

Office	Description
Montreal	A Windows Virtual Desktop deployment that runs Windows 10 Enterprise multi-session hosts. The deployment contains the following: <ul style="list-style-type: none">• A host pool named Pool1• An application group named Group1• A workspace named Workspace1• Virtual machines that have a prefix of Pool1
Seattle	An on-premises virtual machine-based RDS deployment that has personal desktops. The personal desktop virtual machines have a prefix of Pool2.
Paris	An on-premises virtual machine-based RDS deployment that has pooled desktops. The pooled desktop virtual machines have a prefix of Pool3. User profile disks are used to preserve the user state.

Requirements. Planned Changes -

Contoso plans to implement the following changes:

Implement FSLogix profile containers for the Paris offices.

Deploy an Azure Virtual Desktop host pool named Pool4.

Migrate the RDS deployment in the Seattle office to Azure Virtual Desktop in the West US Azure region.

Requirements. Pool4 Configuration

Pool4 will have the following settings:

Host pool type: Pooled

Max session limit: 7

Load balancing algorithm: Depth-first

Images: Windows 10 Enterprise multi-session

Virtual machine size: Standard D2s v3

Name prefix: Pool4

Number of VMs: 5

Virtual network: VNET4

Requirements. Technical Requirements

Contoso identifies the following technical requirements:

Before migrating the RDS deployment in the Seattle office, obtain the recommended deployment configuration based on the current RDS utilization.

For the Azure Virtual Desktop deployment in the Montreal office, disable audio output in the device redirection settings.

For the Azure Virtual Desktop deployment in the Seattle office, store the FSLogix profile containers in Azure Storage.

Enable Operator2 to modify the RDP Properties of the Azure Virtual Desktop deployment in the Montreal office.

From a server named Server1, convert the user profile clicks to the FSLogix profile containers.

Ensure that the Pool1 virtual machines only run during business hours.

Use the principle of least privilege.

Question

Which setting should you modify for VNET4 before you can deploy Pool4?

- A. Service endpoints
- B. Address space
- C. DNS servers
- D. Access control (IAM)
- E. Peerings

Correct Answer: C

DNS should be configured to use an Active Directory Domain Controller.

Community vote distribution

C (100%)

Topic 10 - Testlet 4

Introductory Info

Case study -

This is a case study. Case studies are not timed separately. You can use as much exam time as you would like to complete each case. However, there may be additional case studies and sections on this exam. You must manage your time to ensure that you are able to complete all questions included on this exam in the time provided.

To answer the questions included in a case study, you will need to reference information that is provided in the case study. Case studies might contain exhibits and other resources that provide more information about the scenario that is described in the case study. Each question is independent of the other questions in this case study.

At the end of this case study, a review screen will appear. This screen allows you to review your answers and to make changes before you move to the next section of the exam. After you begin a new section, you cannot return to this section.

To start the case study -

To display the first question in this case study, click the Next button. Use the buttons in the left pane to explore the content of the case study before you answer the questions. Clicking these buttons displays information such as business requirements, existing environment, and problem statements. If the case study has an All Information tab, note that the information displayed is identical to the information displayed on the subsequent tabs. When you are ready to answer a question, click the Question button to return to the question.

Overview -

Litware, Inc. is a pharmaceutical company that has a main office in Boston, United States, and a remote office in Chennai, India.

Existing Environment. Identity Environment

The network contains an on-premises Active Directory domain named litware.com that syncs to an Azure Active Directory (Azure AD) tenant named litware.com.

The Azure AD tenant contains the users shown in the following table.

Name	Description
Admin1	A directory-synced user that is a local administrator on all the computers joined to the on-premises Active Directory domain.
Admin2	A cloud-only user that is unassigned to roles.
CloudAdmin1	A cloud-only user that is assigned the Global administrator role.

All users are registered for Azure Multi-Factor Authentication (MFA).

Existing Environment. Cloud Services

Litware has a Microsoft 365 E5 subscription associated to the Azure AD tenant. All users are assigned Microsoft 365 Enterprise E5 licenses.

Litware has an Azure subscription associated to the Azure AD tenant. The subscription contains the resources shown in the following table.

Name	Type	Location	Configuration
storage1	Storage account	East US	Storage (general purpose v1), Locally-redundant storage (LRS).
VM1	Virtual machine	East US	Joined to the on-premises Active Directory domain.

Litware uses custom virtual machine images and custom scripts to automatically provision Azure virtual machines and join the virtual machines to the on-premises

Active Directory domain.

Existing Environment. Network and DNS

The offices connect to each other by using a WAN link. Each office connects directly to the internet.

All DNS queries for internet hosts are resolved by using DNS servers in the Boston office, which point to root servers on the internet. The Chennai office has caching-only DNS servers that forward queries to the DNS servers in the Boston office.

Requirements. Planned Changes -

Litware plans to implement the following changes:

Deploy Azure Virtual Desktop environments to the East US Azure region for the users in the Boston office and to the South India Azure region for the users in the Chennai office.

Implement FSLogix profile containers.

Optimize the custom virtual machine images for the Azure Virtual Desktop session hosts.

Use PowerShell to automate the addition of virtual machines to the Azure Virtual Desktop host pools.

Requirements. Performance Requirements

Litware identifies the following performance requirements:

Minimize network latency of the Windows Virtual Desktop connections from the Boston and Chennai offices.

Minimize latency of the Windows Virtual Desktop host authentication in each Azure region.
Minimize how long it takes to sign in to the Windows Virtual Desktop session hosts.

▪

Requirements. Authentication Requirements

Litware identifies the following authentication requirements:

Enforce Azure MFA when accessing Azure Virtual Desktop apps.

Force users to reauthenticate if their Azure Virtual Desktop session lasts more than eight hours.

Requirements. Security Requirements

Litware identifies the following security requirements:

Explicitly allow traffic between the Azure Virtual Desktop session hosts and Microsoft 365.

Explicitly allow traffic between the Azure Virtual Desktop session hosts and the Azure Virtual Desktop infrastructure.

Use built-in groups for delegation.

Delegate the management of app groups to Admin2, including the ability to publish app groups to users and user groups.

Grant Admin1 permissions to manage workspaces, including listing which apps are assigned to the app groups.

Minimize administrative effort to manage network security.

Use the principle of least privilege.

Requirements. Deployment Requirements

Litware identifies the following deployment requirements:

Use PowerShell to generate the token used to add the virtual machines as session hosts to an Azure Virtual Desktop host pool.

Minimize how long it takes to provision the Azure Virtual Desktop session hosts based on the custom virtual machine images.

Whenever possible, preinstall agents and apps in the custom virtual machine images.

User Profile Requirements -

Litware identifies the following user profile requirements:

In storage1, store user profiles for the Boston office users.

Ensure that the user profiles for the Boston office users replicate synchronously between two Azure regions.

Ensure that Admin1 uses a local profile only when signing in to the Azure Virtual Desktop session hosts.

Question

You need to implement network security to meet the security requirements and the performance requirements.

Which two actions should you perform? Each correct answer presents a complete solution.

NOTE: Each correct selection is worth one point.

- A. Deploy two Azure Firewall instances and Azure Firewall Manager.
- B. Filter traffic by using outbound rules.
- C. Filter traffic by using infrastructure rules.
- D. Filter traffic by using inbound rules.
- E. Deploy a network security group (NSG) and two application security groups.
- F. Deploy an Azure Firewall instance and Azure Firewall Manager.

Correct Answer: AB

Reference:

<https://docs.microsoft.com/en-us/azure/firewall/protect-windows-virtual-desktop>

Community vote distribution

AE (100%)

Introductory Info

Case study -

This is a case study. Case studies are not timed separately. You can use as much exam time as you would like to complete each case. However, there may be additional case studies and sections on this exam. You must manage your time to ensure that you are able to complete all questions included on this exam in the time provided.

To answer the questions included in a case study, you will need to reference information that is provided in the case study. Case studies might contain exhibits and other resources that provide more information about the scenario that is described in the case study. Each question is independent of the other questions in this case study.

At the end of this case study, a review screen will appear. This screen allows you to review your answers and to make changes before you move to the next section of the exam. After you begin a new section, you cannot return to this section.

To start the case study -

To display the first question in this case study, click the Next button. Use the buttons in the left pane to explore the content of the case study before you answer the questions. Clicking these buttons displays information such as business requirements, existing environment, and problem statements. If the case study has an All Information tab, note that the information displayed is identical to the information displayed on the subsequent tabs. When you are ready to answer a question, click the Question button to return to the question.

Overview -

Litware, Inc. is a pharmaceutical company that has a main office in Boston, United States, and a remote office in Chennai, India.

Existing Environment. Identity Environment

The network contains an on-premises Active Directory domain named litware.com that syncs to an Azure Active Directory (Azure AD) tenant named litware.com.

The Azure AD tenant contains the users shown in the following table.

Name	Description
Admin1	A directory-synced user that is a local administrator on all the computers joined to the on-premises Active Directory domain.
Admin2	A cloud-only user that is unassigned to roles.
CloudAdmin1	A cloud-only user that is assigned the Global administrator role.

All users are registered for Azure Multi-Factor Authentication (MFA).

Existing Environment. Cloud Services

Litware has a Microsoft 365 E5 subscription associated to the Azure AD tenant. All users are assigned Microsoft 365 Enterprise E5 licenses.

Litware has an Azure subscription associated to the Azure AD tenant. The subscription contains the resources shown in the following table.

Name	Type	Location	Configuration
storage1	Storage account	East US	Storage (general purpose v1), Locally-redundant storage (LRS).
VM1	Virtual machine	East US	Joined to the on-premises Active Directory domain.

Litware uses custom virtual machine images and custom scripts to automatically provision Azure virtual machines and join the virtual machines to the on-premises

Active Directory domain.

Existing Environment. Network and DNS

The offices connect to each other by using a WAN link. Each office connects directly to the internet.

All DNS queries for internet hosts are resolved by using DNS servers in the Boston office, which point to root servers on the internet. The Chennai office has caching-only DNS servers that forward queries to the DNS servers in the Boston office.

Requirements. Planned Changes -

Litware plans to implement the following changes:

Deploy Azure Virtual Desktop environments to the East US Azure region for the users in the Boston office and to the South India Azure region for the users in the Chennai office.

Implement FSLogix profile containers.

Optimize the custom virtual machine images for the Azure Virtual Desktop session hosts.

Use PowerShell to automate the addition of virtual machines to the Azure Virtual Desktop host pools.

Requirements. Performance Requirements

Litware identifies the following performance requirements:

Minimize network latency of the Windows Virtual Desktop connections from the Boston and Chennai offices.

Minimize latency of the Windows Virtual Desktop host authentication in each Azure region.
Minimize how long it takes to sign in to the Windows Virtual Desktop session hosts.

▪

Requirements. Authentication Requirements

Litware identifies the following authentication requirements:

Enforce Azure MFA when accessing Azure Virtual Desktop apps.

Force users to reauthenticate if their Azure Virtual Desktop session lasts more than eight hours.

Requirements. Security Requirements

Litware identifies the following security requirements:

Explicitly allow traffic between the Azure Virtual Desktop session hosts and Microsoft 365.

Explicitly allow traffic between the Azure Virtual Desktop session hosts and the Azure Virtual Desktop infrastructure.

Use built-in groups for delegation.

Delegate the management of app groups to Admin2, including the ability to publish app groups to users and user groups.

Grant Admin1 permissions to manage workspaces, including listing which apps are assigned to the app groups.

Minimize administrative effort to manage network security.

Use the principle of least privilege.

Requirements. Deployment Requirements

Litware identifies the following deployment requirements:

Use PowerShell to generate the token used to add the virtual machines as session hosts to an Azure Virtual Desktop host pool.

Minimize how long it takes to provision the Azure Virtual Desktop session hosts based on the custom virtual machine images.

Whenever possible, preinstall agents and apps in the custom virtual machine images.

User Profile Requirements -

Litware identifies the following user profile requirements:

In storage1, store user profiles for the Boston office users.

Ensure that the user profiles for the Boston office users replicate synchronously between two Azure regions.

Ensure that Admin1 uses a local profile only when signing in to the Azure Virtual Desktop session hosts.

Question

You need to modify the custom virtual machine images to meet the deployment requirements.

What should you install?

- A. the RSAT: Remote Desktop Services Tools optional feature
- B. the Azure Virtual Desktop Agent
- C. the Microsoft Monitoring Agent
- D. the FSLogix agent

Correct Answer: *D*

Reference:

<https://docs.microsoft.com/en-us/azure/virtual-desktop/set-up-customize-master-image>

Community vote distribution

D (100%)

Introductory Info

Case study -

This is a case study. Case studies are not timed separately. You can use as much exam time as you would like to complete each case. However, there may be additional case studies and sections on this exam. You must manage your time to ensure that you are able to complete all questions included on this exam in the time provided.

To answer the questions included in a case study, you will need to reference information that is provided in the case study. Case studies might contain exhibits and other resources that provide more information about the scenario that is described in the case study. Each question is independent of the other questions in this case study.

At the end of this case study, a review screen will appear. This screen allows you to review your answers and to make changes before you move to the next section of the exam. After you begin a new section, you cannot return to this section.

To start the case study -

To display the first question in this case study, click the Next button. Use the buttons in the left pane to explore the content of the case study before you answer the questions. Clicking these buttons displays information such as business requirements, existing environment, and problem statements. If the case study has an All Information tab, note that the information displayed is identical to the information displayed on the subsequent tabs. When you are ready to answer a question, click the Question button to return to the question.

Overview -

Litware, Inc. is a pharmaceutical company that has a main office in Boston, United States, and a remote office in Chennai, India.

Existing Environment. Identity Environment

The network contains an on-premises Active Directory domain named litware.com that syncs to an Azure Active Directory (Azure AD) tenant named litware.com.

The Azure AD tenant contains the users shown in the following table.

Name	Description
Admin1	A directory-synced user that is a local administrator on all the computers joined to the on-premises Active Directory domain.
Admin2	A cloud-only user that is unassigned to roles.
CloudAdmin1	A cloud-only user that is assigned the Global administrator role.

All users are registered for Azure Multi-Factor Authentication (MFA).

Existing Environment. Cloud Services

Litware has a Microsoft 365 E5 subscription associated to the Azure AD tenant. All users are assigned Microsoft 365 Enterprise E5 licenses.

Litware has an Azure subscription associated to the Azure AD tenant. The subscription contains the resources shown in the following table.

Name	Type	Location	Configuration
storage1	Storage account	East US	Storage (general purpose v1), Locally-redundant storage (LRS).
VM1	Virtual machine	East US	Joined to the on-premises Active Directory domain.

Litware uses custom virtual machine images and custom scripts to automatically provision Azure virtual machines and join the virtual machines to the on-premises

Active Directory domain.

Existing Environment. Network and DNS

The offices connect to each other by using a WAN link. Each office connects directly to the internet.

All DNS queries for internet hosts are resolved by using DNS servers in the Boston office, which point to root servers on the internet. The Chennai office has caching-only DNS servers that forward queries to the DNS servers in the Boston office.

Requirements. Planned Changes -

Litware plans to implement the following changes:

Deploy Azure Virtual Desktop environments to the East US Azure region for the users in the Boston office and to the South India Azure region for the users in the Chennai office.

Implement FSLogix profile containers.

Optimize the custom virtual machine images for the Azure Virtual Desktop session hosts.

Use PowerShell to automate the addition of virtual machines to the Azure Virtual Desktop host pools.

Requirements. Performance Requirements

Litware identifies the following performance requirements:

Minimize network latency of the Windows Virtual Desktop connections from the Boston and Chennai offices.

Minimize latency of the Windows Virtual Desktop host authentication in each Azure region.
Minimize how long it takes to sign in to the Windows Virtual Desktop session hosts.

▪

Requirements. Authentication Requirements

Litware identifies the following authentication requirements:

Enforce Azure MFA when accessing Azure Virtual Desktop apps.

Force users to reauthenticate if their Azure Virtual Desktop session lasts more than eight hours.

Requirements. Security Requirements

Litware identifies the following security requirements:

Explicitly allow traffic between the Azure Virtual Desktop session hosts and Microsoft 365.

Explicitly allow traffic between the Azure Virtual Desktop session hosts and the Azure Virtual Desktop infrastructure.

Use built-in groups for delegation.

Delegate the management of app groups to Admin2, including the ability to publish app groups to users and user groups.

Grant Admin1 permissions to manage workspaces, including listing which apps are assigned to the app groups.

Minimize administrative effort to manage network security.

Use the principle of least privilege.

Requirements. Deployment Requirements

Litware identifies the following deployment requirements:

Use PowerShell to generate the token used to add the virtual machines as session hosts to an Azure Virtual Desktop host pool.

Minimize how long it takes to provision the Azure Virtual Desktop session hosts based on the custom virtual machine images.

Whenever possible, preinstall agents and apps in the custom virtual machine images.

User Profile Requirements -

Litware identifies the following user profile requirements:

In storage1, store user profiles for the Boston office users.

Ensure that the user profiles for the Boston office users replicate synchronously between two Azure regions.

Ensure that Admin1 uses a local profile only when signing in to the Azure Virtual Desktop session hosts.

Question

You need to deploy the session hosts to meet the deployment requirements.

Which PowerShell cmdlet should you run first?

- A. Update-AzWvdSessionHost
- B. Get-AzApiManagementSsoToken
- C. Set-AzVMADDomainExtension
- D. New-AzWvdRegistrationInfo

Correct Answer: C

Reference:

<https://rozemuller.com/avd-automation-cocktail-avd-automated-with-powershell/>

Community vote distribution

D (92%)

8%

Introductory Info

Case study -

This is a case study. Case studies are not timed separately. You can use as much exam time as you would like to complete each case. However, there may be additional case studies and sections on this exam. You must manage your time to ensure that you are able to complete all questions included on this exam in the time provided.

To answer the questions included in a case study, you will need to reference information that is provided in the case study. Case studies might contain exhibits and other resources that provide more information about the scenario that is described in the case study. Each question is independent of the other questions in this case study.

At the end of this case study, a review screen will appear. This screen allows you to review your answers and to make changes before you move to the next section of the exam. After you begin a new section, you cannot return to this section.

To start the case study -

To display the first question in this case study, click the Next button. Use the buttons in the left pane to explore the content of the case study before you answer the questions. Clicking these buttons displays information such as business requirements, existing environment, and problem statements. If the case study has an All Information tab, note that the information displayed is identical to the information displayed on the subsequent tabs. When you are ready to answer a question, click the Question button to return to the question.

Overview -

Contoso, Ltd. is a law firm that has a main office in Montreal and branch offices in Paris and Seattle. The Seattle branch office opened recently. Contoso has an Azure subscription and uses Microsoft 365.

Existing Infrastructure. Active Directory

The network contains an on-premises Active Directory domain named contoso.com and an Azure Active Directory (Azure AD) tenant. One of the domain controllers runs as an Azure virtual machine and connects to a virtual network named VNET1. All internal name resolution is provided by DNS server that run on the domain controllers.

The on-premises Active Directory domain contains the organizational units (OUs) shown in the following table.

Name	Description
MontrealUsers	An OU for all the users in the Montreal office: The OU syncs to Azure AD by using Azure AD Connect.
ParisUsers	An OU for all the users in the Paris office: The OU syncs to Azure AD by using Azure AD Connect.
SeattleUsers	An OU for all the users in the Seattle office: The OU does NOT sync to Azure AD.

The on-premises Active Directory domain contains the users shown in the following table.

Name	Container	Member of
Operator1	Users	Domain Admins
Operator2	MontrealUsers	Users
Operator3	SeattleUsers	Server Operators

The Azure AD tenant contains the cloud-only users shown in the following table.

Name	Role
Admin1	Virtual Machine Contributor
Admin2	Desktop Virtualization Contributor
Admin3	Desktop Virtualization Session Host Operator
Admin4	Desktop Virtualization Host Pool Contributor

Existing Infrastructure. Network Infrastructure

All the Azure virtual networks are peered. The on-premises network connects to the virtual networks.

A virtual network named VNET4 was recently created and is peered to the other virtual networks. VNET4 does NOT contain any AVD virtual machines.

All servers run Windows Server 2019. All laptops and desktop computers run Windows 10 Enterprise.

Since users often work on confidential documents, all the users use their computer as a client for connecting to Remote Desktop Services (RDS).

In the West US Azure region, you have the storage accounts shown in the following table.

Name	Account kind	Performance
storage1	StorageV2	Standard
storage2	StorageV2	Premium
storage3	BlobStorage	Standard
storage4	StorageV1	Premium

Existing Infrastructure. Remote Desktop Infrastructure

Contoso has a Remote Desktop infrastructure shown in the following table.

Office	Description
Montreal	A Windows Virtual Desktop deployment that runs Windows 10 Enterprise multi-session hosts. The deployment contains the following: <ul style="list-style-type: none">• A host pool named Pool1• An application group named Group1• A workspace named Workspace1• Virtual machines that have a prefix of Pool1
Seattle	An on-premises virtual machine-based RDS deployment that has personal desktops. The personal desktop virtual machines have a prefix of Pool2.
Paris	An on-premises virtual machine-based RDS deployment that has pooled desktops. The pooled desktop virtual machines have a prefix of Pool3. User profile disks are used to preserve the user state.

Requirements. Planned Changes -

Contoso plans to implement the following changes:

Implement FSLogix profile containers for the Paris offices.

Deploy an Azure Virtual Desktop host pool named Pool4.

Migrate the RDS deployment in the Seattle office to Azure Virtual Desktop in the West US Azure region.

Requirements. Pool4 Configuration

Pool4 will have the following settings:

Host pool type: Pooled

Max session limit: 7

Load balancing algorithm: Depth-first

Images: Windows 10 Enterprise multi-session

Virtual machine size: Standard D2s v3

Name prefix: Pool4

Number of VMs: 5

Virtual network: VNET4

Requirements. Technical Requirements

Contoso identifies the following technical requirements:

Before migrating the RDS deployment in the Seattle office, obtain the recommended deployment configuration based on the current RDS utilization.

For the Azure Virtual Desktop deployment in the Montreal office, disable audio output in the device redirection settings.

For the Azure Virtual Desktop deployment in the Seattle office, store the FSLogix profile containers in Azure Storage.

Enable Operator2 to modify the RDP Properties of the Azure Virtual Desktop deployment in the Montreal office.

From a server named Server1, convert the user profile clicks to the FSLogix profile containers.

Ensure that the Pool1 virtual machines only run during business hours.

Use the principle of least privilege.

Question

Which role should you assign to Operator2 to meet the technical requirements?

- A. Desktop Virtualization Session Host Operator
- B. Desktop Virtualization Host Pool Contributor
- C. Desktop Virtualization User Session Operator
- D. Desktop Virtualization Contributor

Correct Answer: D

Reference:

<https://docs.microsoft.com/en-us/azure/virtual-desktop/rbac>

Community vote distribution

B (100%)

Introductory Info

Case study -

This is a case study. Case studies are not timed separately. You can use as much exam time as you would like to complete each case. However, there may be additional case studies and sections on this exam. You must manage your time to ensure that you are able to complete all questions included on this exam in the time provided.

To answer the questions included in a case study, you will need to reference information that is provided in the case study. Case studies might contain exhibits and other resources that provide more information about the scenario that is described in the case study. Each question is independent of the other questions in this case study.

At the end of this case study, a review screen will appear. This screen allows you to review your answers and to make changes before you move to the next section of the exam. After you begin a new section, you cannot return to this section.

To start the case study -

To display the first question in this case study, click the Next button. Use the buttons in the left pane to explore the content of the case study before you answer the questions. Clicking these buttons displays information such as business requirements, existing environment, and problem statements. If the case study has an All Information tab, note that the information displayed is identical to the information displayed on the subsequent tabs. When you are ready to answer a question, click the Question button to return to the question.

Overview -

Contoso, Ltd. is a law firm that has a main office in Montreal and branch offices in Paris and Seattle. The Seattle branch office opened recently. Contoso has an Azure subscription and uses Microsoft 365.

Existing Infrastructure. Active Directory

The network contains an on-premises Active Directory domain named contoso.com and an Azure Active Directory (Azure AD) tenant. One of the domain controllers runs as an Azure virtual machine and connects to a virtual network named VNET1. All internal name resolution is provided by DNS server that run on the domain controllers.

The on-premises Active Directory domain contains the organizational units (OUs) shown in the following table.

Name	Description
MontrealUsers	An OU for all the users in the Montreal office: The OU syncs to Azure AD by using Azure AD Connect.
ParisUsers	An OU for all the users in the Paris office: The OU syncs to Azure AD by using Azure AD Connect.
SeattleUsers	An OU for all the users in the Seattle office: The OU does NOT sync to Azure AD.

The on-premises Active Directory domain contains the users shown in the following table.

Name	Container	Member of
Operator1	Users	Domain Admins
Operator2	MontrealUsers	Users
Operator3	SeattleUsers	Server Operators

The Azure AD tenant contains the cloud-only users shown in the following table.

Name	Role
Admin1	Virtual Machine Contributor
Admin2	Desktop Virtualization Contributor
Admin3	Desktop Virtualization Session Host Operator
Admin4	Desktop Virtualization Host Pool Contributor

Existing Infrastructure. Network Infrastructure

All the Azure virtual networks are peered. The on-premises network connects to the virtual networks.

A virtual network named VNET4 was recently created and is peered to the other virtual networks. VNET4 does NOT contain any AVD virtual machines.

All servers run Windows Server 2019. All laptops and desktop computers run Windows 10 Enterprise.

Since users often work on confidential documents, all the users use their computer as a client for connecting to Remote Desktop Services (RDS).

In the West US Azure region, you have the storage accounts shown in the following table.

Name	Account kind	Performance
storage1	StorageV2	Standard
storage2	StorageV2	Premium
storage3	BlobStorage	Standard
storage4	StorageV1	Premium

Existing Infrastructure. Remote Desktop Infrastructure

Contoso has a Remote Desktop infrastructure shown in the following table.

Office	Description
Montreal	A Windows Virtual Desktop deployment that runs Windows 10 Enterprise multi-session hosts. The deployment contains the following: <ul style="list-style-type: none">• A host pool named Pool1• An application group named Group1• A workspace named Workspace1• Virtual machines that have a prefix of Pool1
Seattle	An on-premises virtual machine-based RDS deployment that has personal desktops. The personal desktop virtual machines have a prefix of Pool2.
Paris	An on-premises virtual machine-based RDS deployment that has pooled desktops. The pooled desktop virtual machines have a prefix of Pool3. User profile disks are used to preserve the user state.

Requirements. Planned Changes -

Contoso plans to implement the following changes:

Implement FSLogix profile containers for the Paris offices.

Deploy an Azure Virtual Desktop host pool named Pool4.

Migrate the RDS deployment in the Seattle office to Azure Virtual Desktop in the West US Azure region.

Requirements. Pool4 Configuration

Pool4 will have the following settings:

Host pool type: Pooled

Max session limit: 7

Load balancing algorithm: Depth-first

Images: Windows 10 Enterprise multi-session

Virtual machine size: Standard D2s v3

Name prefix: Pool4

Number of VMs: 5

Virtual network: VNET4

Requirements. Technical Requirements

Contoso identifies the following technical requirements:

Before migrating the RDS deployment in the Seattle office, obtain the recommended deployment configuration based on the current RDS utilization.

For the Azure Virtual Desktop deployment in the Montreal office, disable audio output in the device redirection settings.

For the Azure Virtual Desktop deployment in the Seattle office, store the FSLogix profile containers in Azure Storage.

Enable Operator2 to modify the RDP Properties of the Azure Virtual Desktop deployment in the Montreal office.

From a server named Server1, convert the user profile clicks to the FSLogix profile containers.

Ensure that the Pool1 virtual machines only run during business hours.

Use the principle of least privilege.

Question

HOTSPOT -

Which users can create Pool4, and which users can join session hosts to the domain? To answer, select the appropriate options in the answer area.

NOTE: Each correct selection is worth one point.

Hot Area:

Answer Area

Can create Pool4:

Admin2 only
Admin2 and Admin4 only
Admin1, Admin2, and Admin4 only
Admin2, Admin3, and Admin4 only
Admin1, Admin2, Admin3, and Admin4

Can join session hosts to the domain:

Operator1 only
Admin1 and Admin3 only
Operator1 and Admin1 only
Operator1 and Operator3 only
Operator1, Operator2, and Operator3

Answer Area

Can create Pool4:

Admin2 only
Admin2 and Admin4 only
Admin1, Admin2, and Admin4 only
Admin2, Admin3, and Admin4 only
Admin1, Admin2, Admin3, and Admin4

Correct Answer:

Topic 12 - Testlet 6

Operator1 only
Admin1 and Admin3 only
Operator1 and Admin1 only
Operator1 and Operator3 only
Operator1, Operator2, and Operator3

Introductory Info

Case study -

This is a case study. Case studies are not timed separately. You can use as much exam time as you would like to complete each case. However, there may be additional case studies and sections on this exam. You must manage your time to ensure that you are able to complete all questions included on this exam in the time provided.

To answer the questions included in a case study, you will need to reference information that is provided in the case study. Case studies might contain exhibits and other resources that provide more information about the scenario that is described in the case study. Each question is independent of the other questions in this case study.

At the end of this case study, a review screen will appear. This screen allows you to review your answers and to make changes before you move to the next section of the exam. After you begin a new section, you cannot return to this section.

To start the case study -

To display the first question in this case study, click the Next button. Use the buttons in the left pane to explore the content of the case study before you answer the questions. Clicking these buttons displays information such as business requirements, existing environment, and problem statements. If the case study has an All Information tab, note that the information displayed is identical to the information displayed on the subsequent tabs. When you are ready to answer a question, click the Question button to return to the question.

Overview -

Litware, Inc. is a pharmaceutical company that has a main office in Boston, United States, and a remote office in Chennai, India.

Existing Environment. Identity Environment

The network contains an on-premises Active Directory domain named litware.com that syncs to an Azure Active Directory (Azure AD) tenant named litware.com.

The Azure AD tenant contains the users shown in the following table.

Name	Description
Admin1	A directory-synced user that is a local administrator on all the computers joined to the on-premises Active Directory domain.
Admin2	A cloud-only user that is unassigned to roles.
CloudAdmin1	A cloud-only user that is assigned the Global administrator role.

All users are registered for Azure Multi-Factor Authentication (MFA).

Existing Environment. Cloud Services

Litware has a Microsoft 365 E5 subscription associated to the Azure AD tenant. All users are assigned Microsoft 365 Enterprise E5 licenses.

Litware has an Azure subscription associated to the Azure AD tenant. The subscription contains the resources shown in the following table.

Name	Type	Location	Configuration
storage1	Storage account	East US	Storage (general purpose v1), Locally-redundant storage (LRS).
VM1	Virtual machine	East US	Joined to the on-premises Active Directory domain.

Litware uses custom virtual machine images and custom scripts to automatically provision Azure virtual machines and join the virtual machines to the on-premises

Active Directory domain.

Existing Environment. Network and DNS

The offices connect to each other by using a WAN link. Each office connects directly to the internet.

All DNS queries for internet hosts are resolved by using DNS servers in the Boston office, which point to root servers on the internet. The Chennai office has caching-only DNS servers that forward queries to the DNS servers in the Boston office.

Requirements. Planned Changes -

Litware plans to implement the following changes:

Deploy Azure Virtual Desktop environments to the East US Azure region for the users in the Boston office and to the South India Azure region for the users in the Chennai office.

Implement FSLogix profile containers.

Optimize the custom virtual machine images for the Azure Virtual Desktop session hosts.

Use PowerShell to automate the addition of virtual machines to the Azure Virtual Desktop host pools.

Requirements. Performance Requirements

Litware identifies the following performance requirements:

Minimize network latency of the Windows Virtual Desktop connections from the Boston and Chennai offices.

Minimize latency of the Windows Virtual Desktop host authentication in each Azure region.

Minimize how long it takes to sign in to the Windows Virtual Desktop session hosts.

▪

Requirements. Authentication Requirements

Litware identifies the following authentication requirements:

Enforce Azure MFA when accessing Azure Virtual Desktop apps.

Force users to reauthenticate if their Azure Virtual Desktop session lasts more than eight hours.

Requirements. Security Requirements

Litware identifies the following security requirements:

Explicitly allow traffic between the Azure Virtual Desktop session hosts and Microsoft 365.

Explicitly allow traffic between the Azure Virtual Desktop session hosts and the Azure Virtual Desktop infrastructure.

Use built-in groups for delegation.

Delegate the management of app groups to Admin2, including the ability to publish app groups to users and user groups.

Grant Admin1 permissions to manage workspaces, including listing which apps are assigned to the app groups.

Minimize administrative effort to manage network security.

Use the principle of least privilege.

Requirements. Deployment Requirements

Litware identifies the following deployment requirements:

Use PowerShell to generate the token used to add the virtual machines as session hosts to an Azure Virtual Desktop host pool.

Minimize how long it takes to provision the Azure Virtual Desktop session hosts based on the custom virtual machine images.

Whenever possible, preinstall agents and apps in the custom virtual machine images.

User Profile Requirements -

Litware identifies the following user profile requirements:

In storage1, store user profiles for the Boston office users.

Ensure that the user profiles for the Boston office users replicate synchronously between two Azure regions.

Ensure that Admin1 uses a local profile only when signing in to the Azure Virtual Desktop session hosts.

Question

You need to recommend an authentication solution that meets the performance requirements.

Which two actions should you include in the recommendation? Each correct answer presents part of the solution.

NOTE: Each correct selection is worth one point.

A. Join all the session hosts to Azure AD.

B. In each Azure region that will contain the Azure Virtual Desktop session hosts, create an Azure Active Directory Domain Service (Azure AD DS) managed domain.

C. Deploy domain controllers for the on-premises Active Directory domain on Azure virtual machines to the new sites..

D. Deploy read-only domain controllers (RODCs) on Azure virtual machines to the new sites.

E. In each Azure region that will contain the Azure Virtual Desktop session hosts, create an Active Directory site.

Correct Answer: CE

Reference:

<https://www.compete366.com/blog-posts/how-to-implement-azure-windows-virtual-desktop-wvd/> <https://docs.microsoft.com/en-us/azure/virtual-desktop/create-host-pools-azure-marketplace>

Community vote distribution

CE (100%)

Introductory Info

Case study -

This is a case study. Case studies are not timed separately. You can use as much exam time as you would like to complete each case. However, there may be additional case studies and sections on this exam. You must manage your time to ensure that you are able to complete all questions included on this exam in the time provided.

To answer the questions included in a case study, you will need to reference information that is provided in the case study. Case studies might contain exhibits and other resources that provide more information about the scenario that is described in the case study. Each question is independent of the other questions in this case study.

At the end of this case study, a review screen will appear. This screen allows you to review your answers and to make changes before you move to the next section of the exam. After you begin a new section, you cannot return to this section.

To start the case study -

To display the first question in this case study, click the Next button. Use the buttons in the left pane to explore the content of the case study before you answer the questions. Clicking these buttons displays information such as business requirements, existing environment, and problem statements. If the case study has an All Information tab, note that the information displayed is identical to the information displayed on the subsequent tabs. When you are ready to answer a question, click the Question button to return to the question.

Overview -

Litware, Inc. is a pharmaceutical company that has a main office in Boston, United States, and a remote office in Chennai, India.

Existing Environment. Identity Environment

The network contains an on-premises Active Directory domain named litware.com that syncs to an Azure Active Directory (Azure AD) tenant named litware.com.

The Azure AD tenant contains the users shown in the following table.

Name	Description
Admin1	A directory-synced user that is a local administrator on all the computers joined to the on-premises Active Directory domain.
Admin2	A cloud-only user that is unassigned to roles.
CloudAdmin1	A cloud-only user that is assigned the Global administrator role.

All users are registered for Azure Multi-Factor Authentication (MFA).

Existing Environment. Cloud Services

Litware has a Microsoft 365 E5 subscription associated to the Azure AD tenant. All users are assigned Microsoft 365 Enterprise E5 licenses.

Litware has an Azure subscription associated to the Azure AD tenant. The subscription contains the resources shown in the following table.

Name	Type	Location	Configuration
storage1	Storage account	East US	Storage (general purpose v1), Locally-redundant storage (LRS).
VM1	Virtual machine	East US	Joined to the on-premises Active Directory domain.

Litware uses custom virtual machine images and custom scripts to automatically provision Azure virtual machines and join the virtual machines to the on-premises

Active Directory domain.

Existing Environment. Network and DNS

The offices connect to each other by using a WAN link. Each office connects directly to the internet.

All DNS queries for internet hosts are resolved by using DNS servers in the Boston office, which point to root servers on the internet. The Chennai office has caching-only DNS servers that forward queries to the DNS servers in the Boston office.

Requirements. Planned Changes -

Litware plans to implement the following changes:

Deploy Azure Virtual Desktop environments to the East US Azure region for the users in the Boston office and to the South India Azure region for the users in the Chennai office.

Implement FSLogix profile containers.

Optimize the custom virtual machine images for the Azure Virtual Desktop session hosts.

Use PowerShell to automate the addition of virtual machines to the Azure Virtual Desktop host pools.

Requirements. Performance Requirements

Litware identifies the following performance requirements:

Minimize network latency of the Windows Virtual Desktop connections from the Boston and Chennai offices.

Minimize latency of the Windows Virtual Desktop host authentication in each Azure region.
Minimize how long it takes to sign in to the Windows Virtual Desktop session hosts.

▪

Requirements. Authentication Requirements

Litware identifies the following authentication requirements:

Enforce Azure MFA when accessing Azure Virtual Desktop apps.

Force users to reauthenticate if their Azure Virtual Desktop session lasts more than eight hours.

Requirements. Security Requirements

Litware identifies the following security requirements:

Explicitly allow traffic between the Azure Virtual Desktop session hosts and Microsoft 365.

Explicitly allow traffic between the Azure Virtual Desktop session hosts and the Azure Virtual Desktop infrastructure.

Use built-in groups for delegation.

Delegate the management of app groups to Admin2, including the ability to publish app groups to users and user groups.

Grant Admin1 permissions to manage workspaces, including listing which apps are assigned to the app groups.

Minimize administrative effort to manage network security.

Use the principle of least privilege.

Requirements. Deployment Requirements

Litware identifies the following deployment requirements:

Use PowerShell to generate the token used to add the virtual machines as session hosts to an Azure Virtual Desktop host pool.

Minimize how long it takes to provision the Azure Virtual Desktop session hosts based on the custom virtual machine images.

Whenever possible, preinstall agents and apps in the custom virtual machine images.

User Profile Requirements -

Litware identifies the following user profile requirements:

In storage1, store user profiles for the Boston office users.

Ensure that the user profiles for the Boston office users replicate synchronously between two Azure regions.

Ensure that Admin1 uses a local profile only when signing in to the Azure Virtual Desktop session hosts.

Question

DRAG DROP -

You need to ensure that you can implement user profile shares for the Boston office users. The solution must meet the user profile requirements.

Which four actions should you perform in sequence? To answer, move the appropriate actions from the list of actions to the answer area and arrange them in the correct order.

Select and Place:

Actions

- Create a file share and configure share permissions.
- Sign in to VM1 as Admin1.
- Run the `Join-AzStorageAccountForAuth` cmdlet.
- Sign in to VM1 as CloudAdmin1.
- Install the `AzFilesHybrid` PowerShell module.

Answer Area



Correct Answer:

Actions

Create a file share and configure share permissions.

Sign in to VM1 as Admin1.

Run the `Join-AzStorageAccountForAuth` cmdlet.

Sign in to VM1 as CloudAdmin1.

Install the `AzFilesHybrid` PowerShell module.

Answer Area

Create a file share and configure share permissions.

Sign in to VM1 as Admin1.

Install the `AzFilesHybrid` PowerShell module.

Run the `Join-AzStorageAccountForAuth` cmdlet.

Reference:

<https://www.christiaanbrinkhoff.com/2020/03/01/learn-here-how-to-configure-azure-files-with-active-directory-ad-authentication-for-fslogix-profile-container-and-msix-app-attach/>

Introductory Info

Case study -

This is a case study. Case studies are not timed separately. You can use as much exam time as you would like to complete each case. However, there may be additional case studies and sections on this exam. You must manage your time to ensure that you are able to complete all questions included on this exam in the time provided.

To answer the questions included in a case study, you will need to reference information that is provided in the case study. Case studies might contain exhibits and other resources that provide more information about the scenario that is described in the case study. Each question is independent of the other questions in this case study.

At the end of this case study, a review screen will appear. This screen allows you to review your answers and to make changes before you move to the next section of the exam. After you begin a new section, you cannot return to this section.

To start the case study -

To display the first question in this case study, click the Next button. Use the buttons in the left pane to explore the content of the case study before you answer the questions. Clicking these buttons displays information such as business requirements, existing environment, and problem statements. If the case study has an All Information tab, note that the information displayed is identical to the information displayed on the subsequent tabs. When you are ready to answer a question, click the Question button to return to the question.

Overview -

Litware, Inc. is a pharmaceutical company that has a main office in Boston, United States, and a remote office in Chennai, India.

Existing Environment. Identity Environment

The network contains an on-premises Active Directory domain named litware.com that syncs to an Azure Active Directory (Azure AD) tenant named litware.com.

The Azure AD tenant contains the users shown in the following table.

Name	Description
Admin1	A directory-synced user that is a local administrator on all the computers joined to the on-premises Active Directory domain.
Admin2	A cloud-only user that is unassigned to roles.
CloudAdmin1	A cloud-only user that is assigned the Global administrator role.

All users are registered for Azure Multi-Factor Authentication (MFA).

Existing Environment. Cloud Services

Litware has a Microsoft 365 E5 subscription associated to the Azure AD tenant. All users are assigned Microsoft 365 Enterprise E5 licenses.

Litware has an Azure subscription associated to the Azure AD tenant. The subscription contains the resources shown in the following table.

Name	Type	Location	Configuration
storage1	Storage account	East US	Storage (general purpose v1), Locally-redundant storage (LRS).
VM1	Virtual machine	East US	Joined to the on-premises Active Directory domain.

Litware uses custom virtual machine images and custom scripts to automatically provision Azure virtual machines and join the virtual machines to the on-premises

Active Directory domain.

Existing Environment. Network and DNS

The offices connect to each other by using a WAN link. Each office connects directly to the internet.

All DNS queries for internet hosts are resolved by using DNS servers in the Boston office, which point to root servers on the internet. The Chennai office has caching-only DNS servers that forward queries to the DNS servers in the Boston office.

Requirements. Planned Changes -

Litware plans to implement the following changes:

Deploy Azure Virtual Desktop environments to the East US Azure region for the users in the Boston office and to the South India Azure region for the users in the Chennai office.

Implement FSLogix profile containers.

Optimize the custom virtual machine images for the Azure Virtual Desktop session hosts.

Use PowerShell to automate the addition of virtual machines to the Azure Virtual Desktop host pools.

Requirements. Performance Requirements

Litware identifies the following performance requirements:

Minimize network latency of the Windows Virtual Desktop connections from the Boston and Chennai offices.

Minimize latency of the Windows Virtual Desktop host authentication in each Azure region.
Minimize how long it takes to sign in to the Windows Virtual Desktop session hosts.

▪

Requirements. Authentication Requirements

Litware identifies the following authentication requirements:

Enforce Azure MFA when accessing Azure Virtual Desktop apps.

Force users to reauthenticate if their Azure Virtual Desktop session lasts more than eight hours.

Requirements. Security Requirements

Litware identifies the following security requirements:

Explicitly allow traffic between the Azure Virtual Desktop session hosts and Microsoft 365.

Explicitly allow traffic between the Azure Virtual Desktop session hosts and the Azure Virtual Desktop infrastructure.

Use built-in groups for delegation.

Delegate the management of app groups to Admin2, including the ability to publish app groups to users and user groups.

Grant Admin1 permissions to manage workspaces, including listing which apps are assigned to the app groups.

Minimize administrative effort to manage network security.

Use the principle of least privilege.

Requirements. Deployment Requirements

Litware identifies the following deployment requirements:

Use PowerShell to generate the token used to add the virtual machines as session hosts to an Azure Virtual Desktop host pool.

Minimize how long it takes to provision the Azure Virtual Desktop session hosts based on the custom virtual machine images.

Whenever possible, preinstall agents and apps in the custom virtual machine images.

User Profile Requirements -

Litware identifies the following user profile requirements:

In storage1, store user profiles for the Boston office users.

Ensure that the user profiles for the Boston office users replicate synchronously between two Azure regions.

Ensure that Admin1 uses a local profile only when signing in to the Azure Virtual Desktop session hosts.

Question

Which two roles should you assign to Admin1 to meet the security requirements? Each correct answer presents part of the solution.

NOTE: Each correct selection is worth one point.

- A. Desktop Virtualization Host Pool Contributor
- B. Desktop Virtualization Application Group Contributor
- C. Desktop Virtualization Workspace Contributor
- D. Desktop Virtualization Application Group Reader
- E. User Access Administrator

Correct Answer: *CD*

Reference:

<https://docs.microsoft.com/en-us/azure/virtual-desktop/rbac>

Community vote distribution

BE (47%)	CD (42%)	11%
----------	----------	-----

Introductory Info

Case study -

This is a case study. Case studies are not timed separately. You can use as much exam time as you would like to complete each case. However, there may be additional case studies and sections on this exam. You must manage your time to ensure that you are able to complete all questions included on this exam in the time provided.

To answer the questions included in a case study, you will need to reference information that is provided in the case study. Case studies might contain exhibits and other resources that provide more information about the scenario that is described in the case study. Each question is independent of the other questions in this case study.

At the end of this case study, a review screen will appear. This screen allows you to review your answers and to make changes before you move to the next section of the exam. After you begin a new section, you cannot return to this section.

To start the case study -

To display the first question in this case study, click the Next button. Use the buttons in the left pane to explore the content of the case study before you answer the questions. Clicking these buttons displays information such as business requirements, existing environment, and problem statements. If the case study has an All Information tab, note that the information displayed is identical to the information displayed on the subsequent tabs. When you are ready to answer a question, click the Question button to return to the question.

Overview -

Litware, Inc. is a pharmaceutical company that has a main office in Boston, United States, and a remote office in Chennai, India.

Existing Environment. Identity Environment

The network contains an on-premises Active Directory domain named litware.com that syncs to an Azure Active Directory (Azure AD) tenant named litware.com.

The Azure AD tenant contains the users shown in the following table.

Name	Description
Admin1	A directory-synced user that is a local administrator on all the computers joined to the on-premises Active Directory domain.
Admin2	A cloud-only user that is unassigned to roles.
CloudAdmin1	A cloud-only user that is assigned the Global administrator role.

All users are registered for Azure Multi-Factor Authentication (MFA).

Existing Environment. Cloud Services

Litware has a Microsoft 365 E5 subscription associated to the Azure AD tenant. All users are assigned Microsoft 365 Enterprise E5 licenses.

Litware has an Azure subscription associated to the Azure AD tenant. The subscription contains the resources shown in the following table.

Name	Type	Location	Configuration
storage1	Storage account	East US	Storage (general purpose v1), Locally-redundant storage (LRS).
VM1	Virtual machine	East US	Joined to the on-premises Active Directory domain.

Litware uses custom virtual machine images and custom scripts to automatically provision Azure virtual machines and join the virtual machines to the on-premises

Active Directory domain.

Existing Environment. Network and DNS

The offices connect to each other by using a WAN link. Each office connects directly to the internet.

All DNS queries for internet hosts are resolved by using DNS servers in the Boston office, which point to root servers on the internet. The Chennai office has caching-only DNS servers that forward queries to the DNS servers in the Boston office.

Requirements. Planned Changes -

Litware plans to implement the following changes:

Deploy Azure Virtual Desktop environments to the East US Azure region for the users in the Boston office and to the South India Azure region for the users in the Chennai office.

Implement FSLogix profile containers.

Optimize the custom virtual machine images for the Azure Virtual Desktop session hosts.

Use PowerShell to automate the addition of virtual machines to the Azure Virtual Desktop host pools.

Requirements. Performance Requirements

Litware identifies the following performance requirements:

Minimize network latency of the Windows Virtual Desktop connections from the Boston and Chennai offices.

Minimize latency of the Windows Virtual Desktop host authentication in each Azure region.
Minimize how long it takes to sign in to the Windows Virtual Desktop session hosts.

▪

Requirements. Authentication Requirements

Litware identifies the following authentication requirements:

Enforce Azure MFA when accessing Azure Virtual Desktop apps.

Force users to reauthenticate if their Azure Virtual Desktop session lasts more than eight hours.

Requirements. Security Requirements

Litware identifies the following security requirements:

Explicitly allow traffic between the Azure Virtual Desktop session hosts and Microsoft 365.

Explicitly allow traffic between the Azure Virtual Desktop session hosts and the Azure Virtual Desktop infrastructure.

Use built-in groups for delegation.

Delegate the management of app groups to Admin2, including the ability to publish app groups to users and user groups.

Grant Admin1 permissions to manage workspaces, including listing which apps are assigned to the app groups.

Minimize administrative effort to manage network security.

Use the principle of least privilege.

Requirements. Deployment Requirements

Litware identifies the following deployment requirements:

Use PowerShell to generate the token used to add the virtual machines as session hosts to an Azure Virtual Desktop host pool.

Minimize how long it takes to provision the Azure Virtual Desktop session hosts based on the custom virtual machine images.

Whenever possible, preinstall agents and apps in the custom virtual machine images.

User Profile Requirements -

Litware identifies the following user profile requirements:

In storage1, store user profiles for the Boston office users.

Ensure that the user profiles for the Boston office users replicate synchronously between two Azure regions.

Ensure that Admin1 uses a local profile only when signing in to the Azure Virtual Desktop session hosts.

Question

HOTSPOT -

You need to configure a conditional access policy to meet the authentication requirements.

What should you include in the policy configuration? To answer, select the appropriate options in the answer area.

NOTE: Each correct selection is worth one point.

Hot Area:

Answer Area

Set Cloud apps or actions to include:

	▼
Azure Virtual Desktop	
Azure Virtual Desktop Azure Resource Manager Provider	
Azure Virtual Desktop Client	

Set Session controls to include:

	▼
Persistent browser session	
Sign-in frequency	
Use app enforced restrictions	

Correct Answer:

Answer Area

Set Cloud apps or actions to include:

	▼
Azure Virtual Desktop	
Azure Virtual Desktop Azure Resource Manager Provider	
Azure Virtual Desktop Client	

Set Session controls to include:

	▼
Persistent browser session	
Sign-in frequency	
Use app enforced restrictions	

Reference:

<https://docs.microsoft.com/en-us/azure/virtual-desktop/set-up-mfa>

Introductory Info

Case study -

This is a case study. Case studies are not timed separately. You can use as much exam time as you would like to complete each case. However, there may be additional case studies and sections on this exam. You must manage your time to ensure that you are able to complete all questions included on this exam in the time provided.

To answer the questions included in a case study, you will need to reference information that is provided in the case study. Case studies might contain exhibits and other resources that provide more information about the scenario that is described in the case study. Each question is independent of the other questions in this case study.

At the end of this case study, a review screen will appear. This screen allows you to review your answers and to make changes before you move to the next section of the exam. After you begin a new section, you cannot return to this section.

To start the case study -

To display the first question in this case study, click the Next button. Use the buttons in the left pane to explore the content of the case study before you answer the questions. Clicking these buttons displays information such as business requirements, existing environment, and problem statements. If the case study has an All Information tab, note that the information displayed is identical to the information displayed on the subsequent tabs. When you are ready to answer a question, click the Question button to return to the question.

Overview -

Litware, Inc. is a pharmaceutical company that has a main office in Boston, United States, and a remote office in Chennai, India.

Existing Environment. Identity Environment

The network contains an on-premises Active Directory domain named litware.com that syncs to an Azure Active Directory (Azure AD) tenant named litware.com.

The Azure AD tenant contains the users shown in the following table.

Name	Description
Admin1	A directory-synced user that is a local administrator on all the computers joined to the on-premises Active Directory domain.
Admin2	A cloud-only user that is unassigned to roles.
CloudAdmin1	A cloud-only user that is assigned the Global administrator role.

All users are registered for Azure Multi-Factor Authentication (MFA).

Existing Environment. Cloud Services

Litware has a Microsoft 365 E5 subscription associated to the Azure AD tenant. All users are assigned Microsoft 365 Enterprise E5 licenses.

Litware has an Azure subscription associated to the Azure AD tenant. The subscription contains the resources shown in the following table.

Name	Type	Location	Configuration
storage1	Storage account	East US	Storage (general purpose v1), Locally-redundant storage (LRS).
VM1	Virtual machine	East US	Joined to the on-premises Active Directory domain.

Litware uses custom virtual machine images and custom scripts to automatically provision Azure virtual machines and join the virtual machines to the on-premises

Active Directory domain.

Existing Environment. Network and DNS

The offices connect to each other by using a WAN link. Each office connects directly to the internet.

All DNS queries for internet hosts are resolved by using DNS servers in the Boston office, which point to root servers on the internet. The Chennai office has caching-only DNS servers that forward queries to the DNS servers in the Boston office.

Requirements. Planned Changes -

Litware plans to implement the following changes:

Deploy Azure Virtual Desktop environments to the East US Azure region for the users in the Boston office and to the South India Azure region for the users in the Chennai office.

Implement FSLogix profile containers.

Optimize the custom virtual machine images for the Azure Virtual Desktop session hosts.

Use PowerShell to automate the addition of virtual machines to the Azure Virtual Desktop host pools.

Requirements. Performance Requirements

Litware identifies the following performance requirements:

Minimize network latency of the Windows Virtual Desktop connections from the Boston and Chennai offices.

Minimize latency of the Windows Virtual Desktop host authentication in each Azure region.
Minimize how long it takes to sign in to the Windows Virtual Desktop session hosts.

▪

Requirements. Authentication Requirements

Litware identifies the following authentication requirements:

Enforce Azure MFA when accessing Azure Virtual Desktop apps.

Force users to reauthenticate if their Azure Virtual Desktop session lasts more than eight hours.

Requirements. Security Requirements

Litware identifies the following security requirements:

Explicitly allow traffic between the Azure Virtual Desktop session hosts and Microsoft 365.

Explicitly allow traffic between the Azure Virtual Desktop session hosts and the Azure Virtual Desktop infrastructure.

Use built-in groups for delegation.

Delegate the management of app groups to Admin2, including the ability to publish app groups to users and user groups.

Grant Admin1 permissions to manage workspaces, including listing which apps are assigned to the app groups.

Minimize administrative effort to manage network security.

Use the principle of least privilege.

Requirements. Deployment Requirements

Litware identifies the following deployment requirements:

Use PowerShell to generate the token used to add the virtual machines as session hosts to an Azure Virtual Desktop host pool.

Minimize how long it takes to provision the Azure Virtual Desktop session hosts based on the custom virtual machine images.

Whenever possible, preinstall agents and apps in the custom virtual machine images.

User Profile Requirements -

Litware identifies the following user profile requirements:

In storage1, store user profiles for the Boston office users.

Ensure that the user profiles for the Boston office users replicate synchronously between two Azure regions.

Ensure that Admin1 uses a local profile only when signing in to the Azure Virtual Desktop session hosts.

Question

Which two roles should you assign to Admin2 to meet the security requirements? Each correct answer presents part of the solution.

NOTE: Each correct selection is worth one point.

- A. Desktop Virtualization Host Pool Contributor
- B. Desktop Virtualization Application Group Contributor
- C. Desktop Virtualization Workspace Contributor
- D. Desktop Virtualization Application Group Reader
- E. User Access Administrator

Correct Answer: BC

Reference:

<https://docs.microsoft.com/en-us/azure/virtual-desktop/rbac>

Community vote distribution

BE (67%)

CD (33%)

Introductory Info

Case study -

This is a case study. Case studies are not timed separately. You can use as much exam time as you would like to complete each case. However, there may be additional case studies and sections on this exam. You must manage your time to ensure that you are able to complete all questions included on this exam in the time provided.

To answer the questions included in a case study, you will need to reference information that is provided in the case study. Case studies might contain exhibits and other resources that provide more information about the scenario that is described in the case study. Each question is independent of the other questions in this case study.

At the end of this case study, a review screen will appear. This screen allows you to review your answers and to make changes before you move to the next section of the exam. After you begin a new section, you cannot return to this section.

To start the case study -

To display the first question in this case study, click the Next button. Use the buttons in the left pane to explore the content of the case study before you answer the questions. Clicking these buttons displays information such as business requirements, existing environment, and problem statements. If the case study has an All Information tab, note that the information displayed is identical to the information displayed on the subsequent tabs. When you are ready to answer a question, click the Question button to return to the question.

Overview -

Contoso, Ltd. is a law firm that has a main office in Montreal and branch offices in Paris and Seattle. The Seattle branch office opened recently. Contoso has an Azure subscription and uses Microsoft 365.

Existing Infrastructure. Active Directory

The network contains an on-premises Active Directory domain named contoso.com and an Azure Active Directory (Azure AD) tenant. One of the domain controllers runs as an Azure virtual machine and connects to a virtual network named VNET1. All internal name resolution is provided by DNS server that run on the domain controllers.

The on-premises Active Directory domain contains the organizational units (OUs) shown in the following table.

Name	Description
MontrealUsers	An OU for all the users in the Montreal office: The OU syncs to Azure AD by using Azure AD Connect.
ParisUsers	An OU for all the users in the Paris office: The OU syncs to Azure AD by using Azure AD Connect.
SeattleUsers	An OU for all the users in the Seattle office: The OU does NOT sync to Azure AD.

The on-premises Active Directory domain contains the users shown in the following table.

Name	Container	Member of
Operator1	Users	Domain Admins
Operator2	MontrealUsers	Users
Operator3	SeattleUsers	Server Operators

The Azure AD tenant contains the cloud-only users shown in the following table.

Name	Role
Admin1	Virtual Machine Contributor
Admin2	Desktop Virtualization Contributor
Admin3	Desktop Virtualization Session Host Operator
Admin4	Desktop Virtualization Host Pool Contributor

Existing Infrastructure. Network Infrastructure

All the Azure virtual networks are peered. The on-premises network connects to the virtual networks.

A virtual network named VNET4 was recently created and is peered to the other virtual networks. VNET4 does NOT contain any AVD virtual machines.

All servers run Windows Server 2019. All laptops and desktop computers run Windows 10 Enterprise.

Since users often work on confidential documents, all the users use their computer as a client for connecting to Remote Desktop Services (RDS).

In the West US Azure region, you have the storage accounts shown in the following table.

Name	Account kind	Performance
storage1	StorageV2	Standard
storage2	StorageV2	Premium
storage3	BlobStorage	Standard
storage4	StorageV1	Premium

Existing Infrastructure. Remote Desktop Infrastructure

Contoso has a Remote Desktop infrastructure shown in the following table.

Office	Description
Montreal	A Windows Virtual Desktop deployment that runs Windows 10 Enterprise multi-session hosts. The deployment contains the following: <ul style="list-style-type: none">• A host pool named Pool1• An application group named Group1• A workspace named Workspace1• Virtual machines that have a prefix of Pool1
Seattle	An on-premises virtual machine-based RDS deployment that has personal desktops. The personal desktop virtual machines have a prefix of Pool2.
Paris	An on-premises virtual machine-based RDS deployment that has pooled desktops. The pooled desktop virtual machines have a prefix of Pool3. User profile disks are used to preserve the user state.

Requirements. Planned Changes -

Contoso plans to implement the following changes:

Implement FSLogix profile containers for the Paris offices.

Deploy an Azure Virtual Desktop host pool named Pool4.

Migrate the RDS deployment in the Seattle office to Azure Virtual Desktop in the West US Azure region.

Requirements. Pool4 Configuration

Pool4 will have the following settings:

Host pool type: Pooled

Max session limit: 7

Load balancing algorithm: Depth-first

Images: Windows 10 Enterprise multi-session

Virtual machine size: Standard D2s v3

Name prefix: Pool4

Number of VMs: 5

Virtual network: VNET4

Requirements. Technical Requirements

Contoso identifies the following technical requirements:

Before migrating the RDS deployment in the Seattle office, obtain the recommended deployment configuration based on the current RDS utilization.

For the Azure Virtual Desktop deployment in the Montreal office, disable audio output in the device redirection settings.

For the Azure Virtual Desktop deployment in the Seattle office, store the FSLogix profile containers in Azure Storage.

Enable Operator2 to modify the RDP Properties of the Azure Virtual Desktop deployment in the Montreal office.

From a server named Server1, convert the user profile clicks to the FSLogix profile containers.

Ensure that the Pool1 virtual machines only run during business hours.

Use the principle of least privilege.

Question

You need to configure the device redirection settings. The solution must meet the technical requirements.

Where should you configure the settings?

- A. Workspace1
- B. MontrealUsers
- C. Group1
- D. Pool1

Correct Answer: D

Community vote distribution

D (100%)

Introductory Info

Case study -

This is a case study. Case studies are not timed separately. You can use as much exam time as you would like to complete each case. However, there may be additional case studies and sections on this exam. You must manage your time to ensure that you are able to complete all questions included on this exam in the time provided.

To answer the questions included in a case study, you will need to reference information that is provided in the case study. Case studies might contain exhibits and other resources that provide more information about the scenario that is described in the case study. Each question is independent of the other questions in this case study.

At the end of this case study, a review screen will appear. This screen allows you to review your answers and to make changes before you move to the next section of the exam. After you begin a new section, you cannot return to this section.

To start the case study -

To display the first question in this case study, click the Next button. Use the buttons in the left pane to explore the content of the case study before you answer the questions. Clicking these buttons displays information such as business requirements, existing environment, and problem statements. If the case study has an All Information tab, note that the information displayed is identical to the information displayed on the subsequent tabs. When you are ready to answer a question, click the Question button to return to the question.

Overview -

Contoso, Ltd. is a law firm that has a main office in Montreal and branch offices in Paris and Seattle. The Seattle branch office opened recently. Contoso has an Azure subscription and uses Microsoft 365.

Existing Infrastructure. Active Directory

The network contains an on-premises Active Directory domain named contoso.com and an Azure Active Directory (Azure AD) tenant. One of the domain controllers runs as an Azure virtual machine and connects to a virtual network named VNET1. All internal name resolution is provided by DNS server that run on the domain controllers.

The on-premises Active Directory domain contains the organizational units (OUs) shown in the following table.

Name	Description
MontrealUsers	An OU for all the users in the Montreal office: The OU syncs to Azure AD by using Azure AD Connect.
ParisUsers	An OU for all the users in the Paris office: The OU syncs to Azure AD by using Azure AD Connect.
SeattleUsers	An OU for all the users in the Seattle office: The OU does NOT sync to Azure AD.

The on-premises Active Directory domain contains the users shown in the following table.

Name	Container	Member of
Operator1	Users	Domain Admins
Operator2	MontrealUsers	Users
Operator3	SeattleUsers	Server Operators

The Azure AD tenant contains the cloud-only users shown in the following table.

Name	Role
Admin1	Virtual Machine Contributor
Admin2	Desktop Virtualization Contributor
Admin3	Desktop Virtualization Session Host Operator
Admin4	Desktop Virtualization Host Pool Contributor

Existing Infrastructure. Network Infrastructure

All the Azure virtual networks are peered. The on-premises network connects to the virtual networks.

A virtual network named VNET4 was recently created and is peered to the other virtual networks. VNET4 does NOT contain any AVD virtual machines.

All servers run Windows Server 2019. All laptops and desktop computers run Windows 10 Enterprise.

Since users often work on confidential documents, all the users use their computer as a client for connecting to Remote Desktop Services (RDS).

In the West US Azure region, you have the storage accounts shown in the following table.

Name	Account kind	Performance
storage1	StorageV2	Standard
storage2	StorageV2	Premium
storage3	BlobStorage	Standard
storage4	StorageV1	Premium

Existing Infrastructure. Remote Desktop Infrastructure

Contoso has a Remote Desktop infrastructure shown in the following table.

Office	Description
Montreal	A Windows Virtual Desktop deployment that runs Windows 10 Enterprise multi-session hosts. The deployment contains the following: <ul style="list-style-type: none">• A host pool named Pool1• An application group named Group1• A workspace named Workspace1• Virtual machines that have a prefix of Pool1
Seattle	An on-premises virtual machine-based RDS deployment that has personal desktops. The personal desktop virtual machines have a prefix of Pool2.
Paris	An on-premises virtual machine-based RDS deployment that has pooled desktops. The pooled desktop virtual machines have a prefix of Pool3. User profile disks are used to preserve the user state.

Requirements. Planned Changes -

Contoso plans to implement the following changes:

Implement FSLogix profile containers for the Paris offices.

Deploy an Azure Virtual Desktop host pool named Pool4.

Migrate the RDS deployment in the Seattle office to Azure Virtual Desktop in the West US Azure region.

Requirements. Pool4 Configuration

Pool4 will have the following settings:

Host pool type: Pooled

Max session limit: 7

Load balancing algorithm: Depth-first

Images: Windows 10 Enterprise multi-session

Virtual machine size: Standard D2s v3

Name prefix: Pool4

Number of VMs: 5

Virtual network: VNET4

Requirements. Technical Requirements

Contoso identifies the following technical requirements:

Before migrating the RDS deployment in the Seattle office, obtain the recommended deployment configuration based on the current RDS utilization.

For the Azure Virtual Desktop deployment in the Montreal office, disable audio output in the device redirection settings.

For the Azure Virtual Desktop deployment in the Seattle office, store the FSLogix profile containers in Azure Storage.

Enable Operator2 to modify the RDP Properties of the Azure Virtual Desktop deployment in the Montreal office.

From a server named Server1, convert the user profile clicks to the FSLogix profile containers.

Ensure that the Pool1 virtual machines only run during business hours.

Use the principle of least privilege.

Question

Which three PowerShell modules should you install on Server1 to meet the technical requirements? Each correct answer presents part of the solution.

NOTE: Each correct selection is worth one point.

- A. Pester
- B. RemoteDesktop
- C. ServerManager
- D. ActiveDirectory
- E. Hyper-V

Correct Answer: ADE

Contoso identifies the following technical requirements:

☞ From a server named Server1, convert the user profile disks to the FSLogix profile containers.

The PowerShell modules for Hyper-V, Active Directory, and Pester are prerequisites to running the cmdlets to convert user profile disks to

FSLogix.
Reference:
<https://docs.microsoft.com/en-us/azure/cloud-adoption-framework/migrate/azure-best-practices/contoso-migration-rds-to-wvd>

Community vote distribution

ADE (100%)

Topic 14 - Testlet 8

Introductory Info

Case study -

This is a case study. Case studies are not timed separately. You can use as much exam time as you would like to complete each case. However, there may be additional case studies and sections on this exam. You must manage your time to ensure that you are able to complete all questions included on this exam in the time provided.

To answer the questions included in a case study, you will need to reference information that is provided in the case study. Case studies might contain exhibits and other resources that provide more information about the scenario that is described in the case study. Each question is independent of the other questions in this case study.

At the end of this case study, a review screen will appear. This screen allows you to review your answers and to make changes before you move to the next section of the exam. After you begin a new section, you cannot return to this section.

To start the case study -

To display the first question in this case study, click the Next button. Use the buttons in the left pane to explore the content of the case study before you answer the questions. Clicking these buttons displays information such as business requirements, existing environment, and problem statements. If the case study has an All Information tab, note that the information displayed is identical to the information displayed on the subsequent tabs. When you are ready to answer a question, click the Question button to return to the question.

Overview -

Litware, Inc. is a pharmaceutical company that has a main office in Boston, United States, and a remote office in Chennai, India.

Existing Environment. Identity Environment

The network contains an on-premises Active Directory domain named litware.com that syncs to an Azure Active Directory (Azure AD) tenant named litware.com.

The Azure AD tenant contains the users shown in the following table.

Name	Description
Admin1	A directory-synced user that is a local administrator on all the computers joined to the on-premises Active Directory domain.
Admin2	A cloud-only user that is unassigned to roles.
CloudAdmin1	A cloud-only user that is assigned the Global administrator role.

All users are registered for Azure Multi-Factor Authentication (MFA).

Existing Environment. Cloud Services

Litware has a Microsoft 365 E5 subscription associated to the Azure AD tenant. All users are assigned Microsoft 365 Enterprise E5 licenses.

Litware has an Azure subscription associated to the Azure AD tenant. The subscription contains the resources shown in the following table.

Name	Type	Location	Configuration
storage1	Storage account	East US	Storage (general purpose v1), Locally-redundant storage (LRS).
VM1	Virtual machine	East US	Joined to the on-premises Active Directory domain.

Litware uses custom virtual machine images and custom scripts to automatically provision Azure virtual machines and join the virtual machines to the on-premises

Active Directory domain.

Existing Environment. Network and DNS

The offices connect to each other by using a WAN link. Each office connects directly to the internet.

All DNS queries for internet hosts are resolved by using DNS servers in the Boston office, which point to root servers on the internet. The Chennai office has caching-only DNS servers that forward queries to the DNS servers in the Boston office.

Requirements. Planned Changes -

Litware plans to implement the following changes:

Deploy Azure Virtual Desktop environments to the East US Azure region for the users in the Boston office and to the South India Azure region for the users in the Chennai office.

Implement FSLogix profile containers.

Optimize the custom virtual machine images for the Azure Virtual Desktop session hosts.

Use PowerShell to automate the addition of virtual machines to the Azure Virtual Desktop host pools.

Requirements. Performance Requirements

Litware identifies the following performance requirements:

Minimize network latency of the Windows Virtual Desktop connections from the Boston and Chennai offices.

Minimize latency of the Windows Virtual Desktop host authentication in each Azure region.
Minimize how long it takes to sign in to the Windows Virtual Desktop session hosts.

▪

Requirements. Authentication Requirements

Litware identifies the following authentication requirements:

Enforce Azure MFA when accessing Azure Virtual Desktop apps.

Force users to reauthenticate if their Azure Virtual Desktop session lasts more than eight hours.

Requirements. Security Requirements

Litware identifies the following security requirements:

Explicitly allow traffic between the Azure Virtual Desktop session hosts and Microsoft 365.

Explicitly allow traffic between the Azure Virtual Desktop session hosts and the Azure Virtual Desktop infrastructure.

Use built-in groups for delegation.

Delegate the management of app groups to Admin2, including the ability to publish app groups to users and user groups.

Grant Admin1 permissions to manage workspaces, including listing which apps are assigned to the app groups.

Minimize administrative effort to manage network security.

Use the principle of least privilege.

Requirements. Deployment Requirements

Litware identifies the following deployment requirements:

Use PowerShell to generate the token used to add the virtual machines as session hosts to an Azure Virtual Desktop host pool.

Minimize how long it takes to provision the Azure Virtual Desktop session hosts based on the custom virtual machine images.

Whenever possible, preinstall agents and apps in the custom virtual machine images.

User Profile Requirements -

Litware identifies the following user profile requirements:

In storage1, store user profiles for the Boston office users.

Ensure that the user profiles for the Boston office users replicate synchronously between two Azure regions.

Ensure that Admin1 uses a local profile only when signing in to the Azure Virtual Desktop session hosts.

Question

You need to configure the user settings of Admin1 to meet the user profile requirements.

What should you do?

- A. Modify the membership of the FSLogix ODFC Exclude List group.
- B. Modify the membership of the FSLogix Profile Exclude List group.
- C. Modify the HKLM\SOFTWARE\FSLogix\Profiles registry settings.
- D. Modify the HKLM\SOFTWARE\FSLogix\ODFC registry settings.

Correct Answer: *B*

Reference:

<https://docs.microsoft.com/en-us/fslogix/overview>

<https://docs.microsoft.com/en-us/fslogix/configure-profile-container-tutorial#set-up-include-and-exclude-user-groups>

Community vote distribution

B (100%)

Introductory Info

Case study -

This is a case study. Case studies are not timed separately. You can use as much exam time as you would like to complete each case. However, there may be additional case studies and sections on this exam. You must manage your time to ensure that you are able to complete all questions included on this exam in the time provided.

To answer the questions included in a case study, you will need to reference information that is provided in the case study. Case studies might contain exhibits and other resources that provide more information about the scenario that is described in the case study. Each question is independent of the other questions in this case study.

At the end of this case study, a review screen will appear. This screen allows you to review your answers and to make changes before you move to the next section of the exam. After you begin a new section, you cannot return to this section.

To start the case study -

To display the first question in this case study, click the Next button. Use the buttons in the left pane to explore the content of the case study before you answer the questions. Clicking these buttons displays information such as business requirements, existing environment, and problem statements. If the case study has an All Information tab, note that the information displayed is identical to the information displayed on the subsequent tabs. When you are ready to answer a question, click the Question button to return to the question.

Overview -

Litware, Inc. is a pharmaceutical company that has a main office in Boston, United States, and a remote office in Chennai, India.

Existing Environment. Identity Environment

The network contains an on-premises Active Directory domain named litware.com that syncs to an Azure Active Directory (Azure AD) tenant named litware.com.

The Azure AD tenant contains the users shown in the following table.

Name	Description
Admin1	A directory-synced user that is a local administrator on all the computers joined to the on-premises Active Directory domain.
Admin2	A cloud-only user that is unassigned to roles.
CloudAdmin1	A cloud-only user that is assigned the Global administrator role.

All users are registered for Azure Multi-Factor Authentication (MFA).

Existing Environment. Cloud Services

Litware has a Microsoft 365 E5 subscription associated to the Azure AD tenant. All users are assigned Microsoft 365 Enterprise E5 licenses.

Litware has an Azure subscription associated to the Azure AD tenant. The subscription contains the resources shown in the following table.

Name	Type	Location	Configuration
storage1	Storage account	East US	Storage (general purpose v1), Locally-redundant storage (LRS).
VM1	Virtual machine	East US	Joined to the on-premises Active Directory domain.

Litware uses custom virtual machine images and custom scripts to automatically provision Azure virtual machines and join the virtual machines to the on-premises

Active Directory domain.

Existing Environment. Network and DNS

The offices connect to each other by using a WAN link. Each office connects directly to the internet.

All DNS queries for internet hosts are resolved by using DNS servers in the Boston office, which point to root servers on the internet. The Chennai office has caching-only DNS servers that forward queries to the DNS servers in the Boston office.

Requirements. Planned Changes -

Litware plans to implement the following changes:

Deploy Azure Virtual Desktop environments to the East US Azure region for the users in the Boston office and to the South India Azure region for the users in the Chennai office.

Implement FSLogix profile containers.

Optimize the custom virtual machine images for the Azure Virtual Desktop session hosts.

Use PowerShell to automate the addition of virtual machines to the Azure Virtual Desktop host pools.

Requirements. Performance Requirements

Litware identifies the following performance requirements:

Minimize network latency of the Windows Virtual Desktop connections from the Boston and Chennai offices.

Minimize latency of the Windows Virtual Desktop host authentication in each Azure region.

Minimize how long it takes to sign in to the Windows Virtual Desktop session hosts.

▪

Requirements. Authentication Requirements

Litware identifies the following authentication requirements:

Enforce Azure MFA when accessing Azure Virtual Desktop apps.

Force users to reauthenticate if their Azure Virtual Desktop session lasts more than eight hours.

Requirements. Security Requirements

Litware identifies the following security requirements:

Explicitly allow traffic between the Azure Virtual Desktop session hosts and Microsoft 365.

Explicitly allow traffic between the Azure Virtual Desktop session hosts and the Azure Virtual Desktop infrastructure.

Use built-in groups for delegation.

Delegate the management of app groups to Admin2, including the ability to publish app groups to users and user groups.

Grant Admin1 permissions to manage workspaces, including listing which apps are assigned to the app groups.

Minimize administrative effort to manage network security.

Use the principle of least privilege.

Requirements. Deployment Requirements

Litware identifies the following deployment requirements:

Use PowerShell to generate the token used to add the virtual machines as session hosts to an Azure Virtual Desktop host pool.

Minimize how long it takes to provision the Azure Virtual Desktop session hosts based on the custom virtual machine images.

Whenever possible, preinstall agents and apps in the custom virtual machine images.

User Profile Requirements -

Litware identifies the following user profile requirements:

In storage1, store user profiles for the Boston office users.

Ensure that the user profiles for the Boston office users replicate synchronously between two Azure regions.

Ensure that Admin1 uses a local profile only when signing in to the Azure Virtual Desktop session hosts.

Question

You need to ensure the resiliency of the user profiles for the Boston office users. The solution must meet the user performance requirements.

What should you do?

- A. Modify the Account kind setting of storage1.
- B. Modify the replication settings of storage1.
- C. Implement Azure Site Recovery.
- D. Configure Cloud Cache.

Correct Answer: D

Reference:

<https://docs.microsoft.com/en-us/azure/architecture/example-scenario/wvd/windows-virtual-desktop-fslogix>

Community vote distribution

D (100%)

Introductory Info

Case study -

This is a case study. Case studies are not timed separately. You can use as much exam time as you would like to complete each case. However, there may be additional case studies and sections on this exam. You must manage your time to ensure that you are able to complete all questions included on this exam in the time provided.

To answer the questions included in a case study, you will need to reference information that is provided in the case study. Case studies might contain exhibits and other resources that provide more information about the scenario that is described in the case study. Each question is independent of the other questions in this case study.

At the end of this case study, a review screen will appear. This screen allows you to review your answers and to make changes before you move to the next section of the exam. After you begin a new section, you cannot return to this section.

To start the case study -

To display the first question in this case study, click the Next button. Use the buttons in the left pane to explore the content of the case study before you answer the questions. Clicking these buttons displays information such as business requirements, existing environment, and problem statements. If the case study has an All Information tab, note that the information displayed is identical to the information displayed on the subsequent tabs. When you are ready to answer a question, click the Question button to return to the question.

Overview -

Contoso, Ltd. is a law firm that has a main office in Montreal and branch offices in Paris and Seattle. The Seattle branch office opened recently. Contoso has an Azure subscription and uses Microsoft 365.

Existing Infrastructure. Active Directory

The network contains an on-premises Active Directory domain named contoso.com and an Azure Active Directory (Azure AD) tenant. One of the domain controllers runs as an Azure virtual machine and connects to a virtual network named VNET1. All internal name resolution is provided by DNS server that run on the domain controllers.

The on-premises Active Directory domain contains the organizational units (OUs) shown in the following table.

Name	Description
MontrealUsers	An OU for all the users in the Montreal office: The OU syncs to Azure AD by using Azure AD Connect.
ParisUsers	An OU for all the users in the Paris office: The OU syncs to Azure AD by using Azure AD Connect.
SeattleUsers	An OU for all the users in the Seattle office: The OU does NOT sync to Azure AD.

The on-premises Active Directory domain contains the users shown in the following table.

Name	Container	Member of
Operator1	Users	Domain Admins
Operator2	MontrealUsers	Users
Operator3	SeattleUsers	Server Operators

The Azure AD tenant contains the cloud-only users shown in the following table.

Name	Role
Admin1	Virtual Machine Contributor
Admin2	Desktop Virtualization Contributor
Admin3	Desktop Virtualization Session Host Operator
Admin4	Desktop Virtualization Host Pool Contributor

Existing Infrastructure. Network Infrastructure

All the Azure virtual networks are peered. The on-premises network connects to the virtual networks.

A virtual network named VNET4 was recently created and is peered to the other virtual networks. VNET4 does NOT contain any AVD virtual machines.

All servers run Windows Server 2019. All laptops and desktop computers run Windows 10 Enterprise.

Since users often work on confidential documents, all the users use their computer as a client for connecting to Remote Desktop Services (RDS).

In the West US Azure region, you have the storage accounts shown in the following table.

Name	Account kind	Performance
storage1	StorageV2	Standard
storage2	StorageV2	Premium
storage3	BlobStorage	Standard
storage4	StorageV1	Premium

Existing Infrastructure. Remote Desktop Infrastructure

Contoso has a Remote Desktop infrastructure shown in the following table.

Office	Description
Montreal	A Windows Virtual Desktop deployment that runs Windows 10 Enterprise multi-session hosts. The deployment contains the following: <ul style="list-style-type: none">• A host pool named Pool1• An application group named Group1• A workspace named Workspace1• Virtual machines that have a prefix of Pool1
Seattle	An on-premises virtual machine-based RDS deployment that has personal desktops. The personal desktop virtual machines have a prefix of Pool2.
Paris	An on-premises virtual machine-based RDS deployment that has pooled desktops. The pooled desktop virtual machines have a prefix of Pool3. User profile disks are used to preserve the user state.

Requirements. Planned Changes -

Contoso plans to implement the following changes:

Implement FSLogix profile containers for the Paris offices.

Deploy an Azure Virtual Desktop host pool named Pool4.

Migrate the RDS deployment in the Seattle office to Azure Virtual Desktop in the West US Azure region.

Requirements. Pool4 Configuration

Pool4 will have the following settings:

Host pool type: Pooled

Max session limit: 7

Load balancing algorithm: Depth-first

Images: Windows 10 Enterprise multi-session

Virtual machine size: Standard D2s v3

Name prefix: Pool4

Number of VMs: 5

Virtual network: VNET4

Requirements. Technical Requirements

Contoso identifies the following technical requirements:

Before migrating the RDS deployment in the Seattle office, obtain the recommended deployment configuration based on the current RDS utilization.

For the Azure Virtual Desktop deployment in the Montreal office, disable audio output in the device redirection settings.

For the Azure Virtual Desktop deployment in the Seattle office, store the FSLogix profile containers in Azure Storage.

Enable Operator2 to modify the RDP Properties of the Azure Virtual Desktop deployment in the Montreal office.

From a server named Server1, convert the user profile clicks to the FSLogix profile containers.

Ensure that the Pool1 virtual machines only run during business hours.

Use the principle of least privilege.

Question

You need to configure the virtual machines that have the Pool1 prefix. The solution must meet the technical requirements.

What should you use?

- A. an Azure Virtual Desktop automation task
- B. Virtual machine auto-shutdown
- C. Service Health in Azure Monitor
- D. Azure Automation

Correct Answer: A

Reference:
<https://docs.microsoft.com/en-us/azure/logic-apps/create-automation-tasks-azure-resources>

Community vote distribution

D (70%)

A (20%)

10%

